

Annex 8



CITY OF YORK

Gypsy, traveller and Travelling Showpeople Needs Assessment (ORS)



Opinion Research Services

Excellent research for the public, voluntary and private sectors



City of York

**Gypsy and Traveller Accommodation
Assessment Update**

Final Report

June 2017



Opinion Research Services The Strand, Swansea SA1 1AF
Steve Jarman, Imogen Statham, Ciara Small and Kara Stedman
Enquiries: 01792 535300 · info@ors.org.uk · www.ors.org.uk

© Copyright June 2017

Contains public sector information licensed under the Open Government Licence v3.0

Contains OS data © Crown Copyright (2017)

Contents

1. Executive Summary	4
Introduction and Methodology.....	4
Key Findings.....	5
Additional Pitch Needs – Gypsies and Travellers.....	5
Summary of Need for Gypsies and Travellers.....	8
Additional Plot Needs - Travelling Showpeople.....	8
Transit Need.....	9
2. Background	11
The Planning Definition in PPTS (2015).....	11
Definition of Travelling.....	12
Legislation and Guidance for Gypsies and Travellers	13
Planning Policy for Traveller Sites (PPTS) 2015.....	14
3. Methodology.....	16
Glossary of Terms.....	16
Desk-Based Review	16
Stakeholder Engagement	17
Working Collaboratively with Neighbouring Planning Authorities.....	17
Survey of Travelling Communities.....	17
Engagement with Bricks and Mortar Households	18
Timing of the Fieldwork	20
Calculating Current and Future Need	20
Applying the Planning Definition	20
Unknown Households	21
Households that do not meet the Planning Definition	22
Supply of Pitches	23
Current Need.....	23
Future Need.....	23

Pitch Turnover	24
Transit Provision.....	24
4. Gypsy, Traveller and Travelling Showpeople Sites and Population	26
Sites and Yards in York	27
Caravan Count.....	27
5. Survey of Travelling Communities	28
Interviews with Gypsies and Travellers.....	28
Efforts to contact bricks and mortar	28
6. Current and Future Pitch Provision	30
Introduction.....	30
PPTS (2015) Planning Definition.....	30
New Household Formation Rates	30
Breakdown by 5 Year Bands.....	33
Applying the Planning Definition	33
Bricks and Mortar Interviews.....	34
Waiting Lists	35
Pitch Needs – Gypsies and Travellers that meet the Planning Definition	35
Pitch Needs – Unknown Gypsies and Travellers.....	36
Pitch Needs – Gypsies and Travellers that do not meet the Planning Definition.....	38
Summary of Need for Gypsies and Travellers.....	38
Travelling Showpeople Needs.....	38
Transit Sites / Temporary Stopping Places.....	39
Appendix A: Glossary of Terms	41
Appendix B: Overall Household Survey Results	43
Appendix C: Household Interview Questions	52
Appendix D: Households that do not meet the Planning Definition	60
Appendix E: Site and Yard Lists (March 2016).....	62
Appendix F: ORS Technical Note on Population and Household Growth	63

1. Executive Summary

Introduction and Methodology

- 1.1 The primary objective of this Gypsy and Traveller Accommodation Assessment (GTAA) Update is to provide a robust assessment of current and future need for Gypsy, Traveller and Travelling Showpeople accommodation in York.
- 1.2 As well as updating previous GTAAs, another key reason for completing the study was the publication of a revised version of Planning Policy for Traveller Sites (PPTS) in August 2015. This included a change to the definition of Travellers for planning purposes. The key change that was made was the removal of the term *persons...who have ceased to travel permanently*, meaning that those who have ceased to travel permanently will not now fall under the planning definition of a Traveller for the purposes of assessing accommodation need in a GTAA (see Paragraph 2.7 for the full definition).
- 1.3 The GTAA provides a robust and credible evidence base which can be used to aid the implementation of Development Plan policies and the provision of new Gypsy and Traveller pitches and Travelling Showpeople plots for the period up to 2032. The outcomes of this study supersede the outcomes of any previous GTAAs completed in York.
- 1.4 The GTAA has sought to understand the accommodation needs of the Gypsy, Traveller and Travelling Showpeople population in York through a combination of desk-based research and engagement with members of the travelling community living on all known sites. A total of 51 interviews were completed with members of the travelling community living on sites and yards. This represents a response rate of 71%. The Council and ORS also worked closely with the York Travellers Trust to identify Gypsy and Traveller households living in bricks and mortar. This resulted in a total of 3 valid interviews (a fourth interview was completed with a doubled-up household living on one of the public sites who are seeking to move to bricks and mortar).
- 1.5 The fieldwork for the study was completed between February 2016 and May 2017, which was after the publication of PPTS (2015). As a result of this change questions to enable the determination of the planning status of households were included in the household interviews.
- 1.6 The baseline date for the study is **April 2016** which is when the majority of the interviews were completed.

Key Findings

Additional Pitch Needs – Gypsies and Travellers

- 1.7 Overall the additional pitch needs for Gypsies and Travellers from 2016-2032 are set out below. Additional needs are set out for those households that meet the planning definition of a Gypsy or Traveller, for those unknown households where an interview was not able to be completed (either due to households refusing to be interviewed, or not being present despite up to 3 visits to each site) who may meet the planning definition, and for those households that do not meet the planning definition (even though it is not now a requirement to include these households in a GTAA).
- 1.8 Only the need from those households who meet the planning definition and from those of the unknown households who subsequently demonstrate that they meet it should be formally considered as need arising from the GTAA.
- 1.9 The need arising from households that meet the planning definition should be addressed through site allocation/intensification/expansion policies.
- 1.10 The Council will need to carefully consider how to address the needs associated with unknown Travellers as it is unlikely that all of this need will need to be addressed through the provision of conditioned Gypsy or Traveller pitches. In terms of Local Plan policies the Council could consider the use of a criteria-based policy (as suggested in PPTS) for any unknown households that do provide evidence that they meet the planning definition. Based on national evidence from over 1,800 household interviews that have been completed by ORS with Gypsies and Travellers since the changes to PPTS in 2015 it has been assumed that 10% of the unknown households will subsequently meet the planning definition.
- 1.11 The remaining need from households that do not meet the planning definition will need to be addressed through other means including a Strategic Housing Market Assessment (SHMA) or Housing and Economic Development Needs Assessment (HEDNA).
- 1.12 For those living on existing sites in York there were 9 Gypsy or Traveller households identified that meet the planning definition, 21 unknown households that may meet the planning definition and 40 households that do not meet the planning definition. For those living in bricks and mortar there was 1 household and some members of a second household that meet the planning definition and 1 household and some members of a second household that do not meet the planning definition.
- 1.13 Need for **2 additional pitches** for households that meet the planning definition is made up of 3 from new household formation (using a growth rate of 1.80%), and 2 currently living in bricks and mortar, less a supply 3 pitches on public sites during the first 5 year period..

Figure 1 – Additional need for Gypsy and Traveller households in York that meet the Planning Definition (2016-2032)

Gypsies and Travellers – Meet Planning Definition	Pitches
Supply of Pitches	
Available vacant public and private pitches	0
Unimplemented pitches on new sites	0
Vacated by households moving to bricks and mortar	2
Out-migration	1
Total Supply	3
Current Need	

Households on unauthorised developments	0
Households on unauthorised encampments	0
Concealed households/doubling-up/over-crowding	0
Movement from bricks and mortar	2
Households on waiting lists for public sites	0
Total Current Need	2
Future Need	
Currently on sites with temporary planning permission	0
5 year need from older teenage children	0
In-migration	0
Net new household formation (Household base 9 and formation rate 1.80%)	3
Total Future Need	3
Net Pitch Need = (Current and Future Need – 5 Year Supply)	2

Figure 2 – Additional need for Gypsy and Traveller households in York that meet the Planning Definition by 5 year periods

Years	0-5	6-10	11-15	16	Total
	2016-21	2021-26	2026-31	2032	
	0	1	1	0	2

- ^{1.14} Need for up to 12 additional pitches for unknown households is made up of 6 unauthorised pitches and new household formation of 6 from a maximum of 21 households. If the ORS national average¹ of 10% were applied this could result in a need for 1 additional pitch (rounded down from 1.2).

Figure 3 – Additional need for unknown Gypsy and Traveller households in York (2016-2032)

Gypsies and Travellers - Unknown	Pitches
Supply of Pitches	
Available vacant public and private pitches	0
Unimplemented pitches on new sites	0
Vacated by households moving to bricks and mortar	0
Out-migration	0
Total Supply	0
Current Need	
Households on unauthorised developments	6
Households on unauthorised encampments	0
Concealed households/doubling-up/over-crowding	0
Movement from bricks and mortar	0
Households on waiting lists for public sites	0
Total Current Need	6
Future Need	
Currently on sites with temporary planning permission	0
5 year need from older teenage children	0
In-migration	0

¹ Based on the outcomes of over 1,800 interviews that have been completed by ORS with Gypsy and Traveller households since PPTS (2105) was issued.

Net new household formation <i>(Base number of households 21 and formation rate 1.50%)</i>	6
Total Future Need	6
Net Pitch Need = (Current and Future Need – Total Supply)	12

Figure 4 – Additional need for unknown households in York by 5 year periods

Years	0-5	6-10	11-15	16	Total
	2016-21	2021-26	2026-31	2032	
	7	2	2	1	12

^{1.15} For illustrative purposes only as it does not now need to be included in the GTAA - need for 33 additional pitches for households that do not meet the planning definition is made up of 6 from concealed households or adults, 6 from older teenage children in need of a pitch of their own in the next 5 years, 2 from bricks and mortar, and new household formation of 19 using a formation rate of 2.00% and a household base of 52 (40 current households, 6 concealed households or adults and 6 older teenage children).

Figure 5 – Additional need for Gypsy and Traveller households in York that do not meet the Planning Definition (2016-2032)

Gypsies and Travellers	Pitches
Supply of Pitches	
Available vacant public and private pitches	0
Unimplemented pitches on new sites	0
Vacated by households moving to bricks and mortar	0
Out-migration	0
Total Supply	0
Current Need	
Households on unauthorised developments	0
Households on unauthorised encampments	0
Concealed households/doubling-up/over-crowding	6
Movement from bricks and mortar	2
Households on waiting lists for public sites	0
Total Current Need	8
Future Need	
Currently on sites with temporary planning permission	0
5 year need from older teenage children	6
In-migration	0
Net new household formation <i>(Base number of households 52 and formation rate 1.90%)</i>	19
Total Future Need	25
Net Pitch Need = (Current and Future Need – Total Supply)	33

Figure 6– Additional need for households in York that do not meet the Planning Definition by 5 year periods

Years	0-5	6-10	11-15	16	Total
	2016-21	2021-26	2026-31	2032	
	19	6	7	1	33

Summary of Need for Gypsies and Travellers

- 1.16 The table below summarises the overall need for Gypsies and Travellers in York for the GTAA period to 2032 broken down by where this need should be addressed by the Council.

Figure 7– Summary of need for Gypsies and Travellers in York

Total Future Need	GTAA	SHMA/HEDNA	Total
Households that meet the Planning Definition (including 10% of unknown need)	3	0	3
Households that do not meet the Planning Definition (including 90% of unknown need)	0	44	44
TOTAL	3	44	47

- 1.17 The previous GTAA identified a need for 66 additional pitches over a similar 16 year period. The main differences between the 2 sets of outputs is that the 2014 study identified need of 10 additional pitches from households living in bricks and mortar and used a new household formation rate of 2.50% giving additional future need of 17 households. Levels of supply, unauthorised and concealed households are consistent in both studies.

Additional Plot Needs - Travelling Showpeople

- 1.18 Overall the additional plot needs for Travelling Showpeople from 2016 to 2032 are set out below. Additional needs are set out for those households that meet the planning definition of a Travelling Showperson, for those unknown households where an interview was not able to be completed (either due to households refusing to be interviewed, or not being present despite 3 visits to each site) who may meet the planning definition, and for those households that do not meet the planning definition.
- 1.19 Only the need from those households who meet the planning definition and from those of the unknown households who subsequently demonstrate that they meet it should be considered as need arising from the GTAA. Based on national evidence from over 300 household interviews that have been completed by ORS with Travelling Showpeople since the changes to PPTS in 2015 it has been assumed that 70% of the unknown households will subsequently meet the planning definition.
- 1.20 The need arising from households that meet the planning definition should be addressed in the Local Plan through standard site allocation/intensification/expansion policies, and the needs of the proportion of unknown households who may meet the planning definition should be addressed through the use of a criteria-based policy (as suggested in PPTS).
- 1.21 The need for those households who do not meet the planning definition will need to be addressed through other means such as the SHMA or HEDNA.
- 1.22 The study identified 1 small yard in York with 1 plot which has temporary planning permission. A total of 2 interviews were completed with households living on the yard - a family and a single elderly resident. Through a combination of the household interviews and details provided to the Council it has been confirmed that the household living on the plot have submitted the land as part of the Local Plan site identification process for a total of 3 plots – 2 for the current households and 1 for their young son in years 16 of the Plan. Therefore total need could increase by **3 additional plots**.

Figure 8 – Maximum additional need for Travelling Showpeople households in York that meet the Planning Definition (2016-2032)

Travelling Showpeople – Meet Planning Definition	Plots
Supply of Plots	
Additional supply from vacant public and private plots	0
Additional supply from plots on new yards	0
Plots vacated by households moving to bricks and mortar	0
Plots vacated by households moving away from the study area	0
Total Supply	0
Current Need	
Households on unauthorised developments	0
Households on unauthorised encampments	0
Concealed households/Doubling-up/Over-crowding	0
Movement from bricks and mortar	0
Households on waiting lists for public yards	0
Total Current Need	0
Future Need	
Households on yards with temporary planning permission	2
5 year need from older teenage children	0
In-migration	0
New household formation (Derived from site demographics)	1
Total Future Needs	3
Net Plot Need = (Current and Future Need – Total Supply)	3

Figure 9 – Addition need for Travelling Showpeople households in York that meet the Planning Definition by 5 year periods

Years	0-5	6-10	11-15	16	Total
	2016-21	2021-26	2026-31	2032	
	2	0	0	1	3

Transit Need

- 1.23 Information from the Council and from the Traveller Caravan Count has identified historic low numbers of encampments on land not owned by Travellers in York. Information was also provided to suggest that these encampments are transient and short-term in nature. In addition there is a private transit site in York with 18 transit pitches. At the time of the GTAA this was only occupied by 6 households.
- 1.24 It has been suggested that there will need to be an increase in transit provision across the country as a result of changes to PPTS leading to more households travelling. This may well be the case but it will take some time for any changes to materialise. As such the use of historic evidence to make an assessment of future transit need is not recommended at this time. Any recommendation for future transit provision will need to make use of a robust post-PPTS 2015 evidence base and there has not been sufficient time yet for this to happen.
- 1.25 It is therefore recommended that the situation relating to levels of unauthorised encampments should be continually monitored whilst any potential changes associated with the new PPTS develop, and in the short-term the Councils should consider the use of short-term toleration or negotiated stopping agreements to

deal with any encampments. A review of the evidence base relating to unauthorised encampments should be undertaken in autumn 2018 once there is a new 3 year evidence base following the changes to PPTS in August 2015. This will establish whether there is a need for investment in more formal transit sites or emergency stopping places.

^{1.26} To deal with any unauthorised encampments in the interim period a management approach as opposed to an infrastructure solution is recommended through the use of tolerated or Negotiated Stopping Arrangements. In essence this means that the Council engage with households on unauthorised encampments to identify how long they are seeking to stay in the area and if it is found that the length of stay is estimated to be short, and if the site is acceptable for short-term occupation, an agreement is reached that they can stay where they are without enforcement actions for a set period of time provided they agree to abide by certain conditions such as not littering or causing noise nuisance etc. If they breach any conditions or overstay the agreed occupation period then enforcement action can be taken. This approach has been pioneered by Leeds Gate² in the North East of England.

² See www.leedsgate.co.uk for further information.

2. Background

- 2.1 The primary objective of the City of York Gypsy and Traveller Accommodation Assessment (GTAA) Update is to provide a robust assessment of current and future need for Gypsy, Traveller and Travelling Showpeople accommodation in York for the 16 year period to 2032. The primary reason for completing the Update was the publication of a revised version of Planning Policy for Traveller Sites (PPTS) in August 2015. This included a change to the definition of Travellers for planning purposes.
- 2.2 The study provides an evidence base to enable the Council to comply with its requirements towards Gypsies, Travellers and Travelling Showpeople under the Housing Act 1985, the National Planning Policy Framework (NPPF) 2012, Planning Practice Guidance (PPG) 2014, and PPTS 2015, and the Housing and Planning Act 2016.
- 2.3 We would note at the outset that the study covers the needs of Gypsies (including English, Scottish, Welsh and Romany Gypsies), Irish Travellers, New (Age) Travellers, and Travelling Showpeople, but for ease of reference we have referred to the study as a Gypsy and Traveller (and Travelling Showpeople) Accommodation Assessment (GTAA).
- 2.4 The outcomes of this Update supersede the outcomes of the York Gypsy, Roma, Traveller and Travelling Showpeople Accommodation Assessment that was published in April 2014. This identified a net need for 66 additional pitches for the period 2014-2030.
- 2.5 The baseline date for the study is **April 2016**.

Definitions

- 2.6 The current planning definition for a Gypsy, Traveller or Travelling Showperson is set out in PPTS (2015). The previous definition set out in the Housing Act (2004) was repealed by the Housing and Planning Act (2016).

The Planning Definition in PPTS (2015)

- 2.7 For the purposes of the planning system, the definition of a Gypsy, Traveller or Travelling Showperson was changed in PPTS (2015). The planning definition is set out in Annex 1 of PPTS and states that:

For the purposes of this planning policy “gypsies and travellers” means:

Persons of nomadic habit of life whatever their race or origin, including such persons who on grounds only of their own or their family’s or dependants’ educational or health needs or old age have ceased to travel temporarily, but excluding members of an organised group of travelling showpeople or circus people travelling together as such.

In determining whether persons are “gypsies and travellers” for the purposes of this planning policy, consideration should be given to the following issues amongst other relevant matters:

- a) *Whether they previously led a nomadic habit of life.*
- b) *The reasons for ceasing their nomadic habit of life.*
- c) *Whether there is an intention of living a nomadic habit of life in the future, and if so, how soon and in what circumstances.*

For the purposes of this planning policy, “travelling showpeople” means:

Members of a group organised for the purposes of holding fairs, circuses or shows (whether or not travelling together as such). This includes such persons who on the grounds of their own or their family’s or dependants’ more localised pattern of trading, educational or health needs or old age have ceased to travel temporarily, but excludes Gypsies and Travellers as defined above.

(Planning Policy for Traveller Sites, Department for Communities and Local Government (DCLG), August 2015)

- 2.8 The key change that was made to both definitions was the removal of the term *persons...who have ceased to travel permanently*, meaning that those who have ceased to travel permanently will not now fall under the planning definition of a Traveller for the purposes of assessing accommodation need in a GTAA.

Definition of Travelling

- 2.9 One of the most important questions that GTAs will need to address in terms of applying the planning definition is *what constitutes travelling?* This has been determined through case law that has tested the meaning of the term ‘*nomadic*’.
- 2.10 **R v South Hams District Council (1994)** – defined Gypsies as “*persons who wander or travel for the purpose of making or seeking their livelihood (not persons who travel from place to place without any connection between their movements and their means of livelihood.)*” This includes ‘born’ Gypsies and Travellers as well as ‘elective’ Travellers such as New Age Travellers.
- 2.11 In **Maidstone BC v Secretary of State for the Environment and Dunn (2006)**, it was held that a Romany Gypsy who bred horses and travelled to horse fairs at Appleby, Stow-in-the-Wold and the New Forest, where he bought and sold horses, and who remained away from his permanent site for up to two months of the year, at least partly in connection with this traditional Gypsy activity, was entitled to be accorded Gypsy status.
- 2.12 In **Greenwich LBC v Powell (1989)**, Lord Bridge of Harwich stated that a person could be a statutory Gypsy if he led a nomadic way of life *only seasonally*.
- 2.13 The definition was widened further by the decision in **R v Shropshire CC ex p Bungay (1990)**. The case concerned a Gypsy family that had not travelled for some 15 years in order to care for its elderly and infirm parents. An aggrieved resident living in the area of the family’s recently approved Gypsy site sought judicial review of the local authority’s decision to accept that the family had retained their Gypsy status even though they had not travelled for some considerable time. Dismissing the claim, the judge held that a person could remain a Gypsy even if he or she did not travel, provided that their nomadism was held in abeyance and not abandoned.
- 2.14 That point was revisited in the case of **Hearne v National Assembly for Wales (1999)**, where a traditional Gypsy was held not to be a Gypsy for the purposes of planning law as he had stated that he intended to

abandon his nomadic habit of life, lived in a permanent dwelling and was taking a course that led to permanent employment.

- 2.15 **Wrexham County Borough Council v National Assembly of Wales and Others (2003)** determined that households and individuals could continue to lead a nomadic way of life with a permanent base from which they set out from and return to.
- 2.16 The implication of these rulings in terms of applying the planning definition is that it will **only include those who travel (or have ceased to travel temporarily) for work purposes and in doing so stay away from their usual place of residence.** It can include those who have a permanent site or place of residence, but that it will not include those who travel for purposes other than work – such as visiting horse fairs and visiting friends or relatives. It will **not cover** those who commute to work daily from a permanent place of residence.
- 2.17 It will also be the case that a household where some family members travel for nomadic purposes on a regular basis, but where other family members stay at home to look after children in education, or other dependents with health problems etc. the household unit would be defined as travelling under the planning definition.
- 2.18 Households will also fall under the planning definition if they can provide information that they have ceased to travel temporarily as a result of their own or their family's or dependants' educational or health needs or old age. In order to have ceased to travel temporarily these households will need to provide information that they have travelled in the past. In addition, households may also have to provide information that they plan to travel again in the future.
- 2.19 This approach was endorsed by a Planning Inspector in a recent Decision Notice for an appeal in East Hertfordshire (Appeal Ref: APP/J1915/W/16/3145267). A summary can be seen below:

Case law, including the R v South Hams District Council ex parte Gibb (1994) judgment referred to me at the hearing, despite its reference to 'purposive activities including work' also refers to a connection between the travelling and the means of livelihood, that is, an economic purpose. In this regard, there is no economic purpose... This situation is no different from that of many landlords and property investors or indeed anyone travelling to work in a fixed, pre-arranged location. In this regard there is not an essential connection between wandering and work... Whilst there does appear to be some connection between the travel and the work in this regard, it seems to me that these periods of travel for economic purposes are very short, amounting to an extremely small proportion of his time and income. Furthermore, the work is not carried out in a nomadic manner because it seems likely that it is done by appointment... I conclude, therefore, that XX does not meet the definition of a gypsy and traveller in terms of planning policy because there is insufficient evidence that he is currently a person of a nomadic habit of life.

Legislation and Guidance for Gypsies and Travellers

- 2.20 Decision-making for policy concerning Gypsies, Travellers and Travelling Showpeople sits within a complex legislative and national policy framework and this study must be viewed in the context of this legislation and guidance. For example, the following key pieces of legislation and guidance are relevant when developing policies relating to Gypsies, Travellers and Travelling Showpeople:

- » The Housing and Planning Act, 2016
- » Planning Policy for Traveller Sites (PPTS), 2015

- » National Planning Policy Framework (NPPF), 2012
- » Planning Practice Guidance³ (PPG), 2014

^{2.21} The primary guidance for undertaking the assessment of housing need for Gypsies, Travellers and Travelling Showpeople is set out in PPTS (2015). It should be read in conjunction with the National Planning Policy Framework (NPPF). In addition the Housing and Planning Act (2016) makes provisions for the assessment of need for those Gypsy, Traveller and Travelling Showpeople households living on sites and yards who do not meet the planning definition – through the assessment of all households living in caravans.

Planning Policy for Traveller Sites (PPTS) 2015

^{2.22} The revised PPTS, which came into force in August 2015, sets out the direction of Government policy. As well as introducing a revised planning definition of a Traveller, PPTS is closely linked to the NPPF. Among other objectives, the aims of the policy in respect of Traveller sites are (PPTS Paragraph 4):

- » *Local planning authorities should make their own assessment of need for the purposes of planning.*
- » *To ensure that local planning authorities, working collaboratively, develop fair and effective strategies to meet need through the identification of land for sites.*
- » *To encourage local planning authorities to plan for sites over a reasonable timescale.*
- » *That plan-making and decision-taking should protect Green Belt from inappropriate development.*
- » *To promote more private Traveller site provision while recognising that there will always be those Travellers who cannot provide their own sites.*
- » *That plan-making and decision-taking should aim to reduce the number of unauthorised developments and encampments and make enforcement more effective.*
- » *For local planning authorities to ensure that their Local Plan includes fair, realistic and inclusive policies.*
- » *To increase the number of Traveller sites in appropriate locations with planning permission, to address under provision and maintain an appropriate level of supply.*
- » *To reduce tensions between settled and Traveller communities in plan-making and planning decisions.*
- » *To enable provision of suitable accommodation from which Travellers can access education, health, welfare and employment infrastructure.*
- » *For local planning authorities to have due regard to the protection of local amenity and local environment.*

^{2.23} In practice, the document states that (PPTS Paragraph 9):

- » *Local planning authorities should set pitch targets for Gypsies and Travellers and plot targets for Travelling Showpeople, which address the likely permanent and transit site accommodation needs of Travellers in their area, working collaboratively with neighbouring local planning authorities.*

³ With particular reference to the sections on Housing and Economic Development Needs Assessments

^{2.24} PPTS goes on to state (Paragraph 10) that in producing their Local Plan local planning authorities should:

- » *Identify and annually update a supply of specific deliverable sites sufficient to provide five years' worth of sites against their locally set targets.*
- » *Identify a supply of specific, developable sites or broad locations for growth, for years 6-10 and, where possible, for years 11-15.*
- » *Consider production of joint development plans that set targets on a cross-authority basis, to provide more flexibility in identifying sites, particularly if a local planning authority has special or strict planning constraints across its area (local planning authorities have a duty to cooperate on strategic planning issues that cross administrative boundaries).*
- » *Relate the number of pitches or plots to the circumstances of the specific size and location of the site and the surrounding population's size and density.*
- » *Protect local amenity and environment.*

^{2.25} Local Authorities now have a duty to ensure a 5 year land supply to meet the identified needs for Traveller sites. However, PPTS also notes in Paragraph 11 that:

- » *Where there is no identified need, criteria-based policies should be included to provide a basis for decisions in case applications nevertheless come forward. Criteria-based policies should be fair and should facilitate the traditional and nomadic life of Travellers, while respecting the interests of the settled community.*

3. Methodology

- 3.1 Over the past 10 years, ORS has continually refined a methodology for undertaking robust and defensible Gypsy, Traveller and Travelling Showpeople Accommodation Needs Assessments. This has been updated in light of the introduction of the PPG in 2014, changes to PPTS in August 2015 and the Housing and Planning Act (2016), as well as responding to recent changes set out by Planning Ministers, with particular reference to new household formation rates. This is an evolving methodology that has been adaptive to changes in planning policy as well as the outcomes of Local Plan Examinations and Planning Appeals.
- 3.2 PPTS (2015) contains a number of requirements for local authorities which must be addressed in any methodology. This includes the need to pay particular attention to early and effective community engagement with both settled and traveller communities (including discussing travellers' accommodation needs with travellers themselves); identification of permanent and transit site accommodation needs separately; working collaboratively with neighbouring local planning authorities; and establishing whether households fall within the planning definition for Gypsies, Travellers and Travelling Showpeople.
- 3.3 The approach currently used by ORS was considered in April 2016 by the Planning Inspector for the Gloucester, Cheltenham and Tewkesbury Joint Core Strategy who concluded:

'The methodology behind this assessment included undertaking a full demographic study of all occupied pitches, interviewing Gypsy and Traveller households, including those living in bricks and mortar accommodation, and considering the implications of the new Government policy. On the evidence before me, I am satisfied that the assessment has been appropriately carried out, and there is no reason for me to dispute the figures.'

- 3.4 The stages below provide a summary of the methodology that was used to complete this study.

Glossary of Terms

- 3.5 A Glossary of Terms can be found in **Appendix A**.

Desk-Based Review

- 3.6 ORS collated a range of secondary data that was used to support the study. This included:
- » Census data.
 - » Caravan counts.
 - » Records of unauthorised sites/encampments.
 - » Information on planning applications/appeals.
 - » Information on enforcement actions.
 - » Existing Needs Assessments and other relevant local studies.
 - » Existing national and local policy, guidance and best practice.

Stakeholder Engagement

- 3.7 As this report is a re-assessment of a recent study no further stakeholder interviews were completed at this time.

Working Collaboratively with Neighbouring Planning Authorities

- 3.8 Being a re-assessment of a recent study no additional interviews with neighbouring authorities were completed – although ORS have completed studies in the following nearby areas since the PPTS (2015) was published and the outcomes of these studies have been considered as evidence to support this update where appropriate:
- » Hambleton
 - » Selby
- 3.9 It is understood that the Council is currently actively involved in collaborating with all its neighbouring authorities across a range of Local Plan issues.

Survey of Travelling Communities

- 3.10 ORS sought to identify all pitches on authorised and unauthorised sites in York and worked closely with the Council to ensure that the Site Record Form would collect all the necessary information to support the study. This form has been updated to take account of changes to PPTS (2015) to collect the information ORS feel is necessary to apply the planning definition for a household.
- 3.11 ORS sought to undertake a full demographic study of all occupied pitches as our experience suggests that a sample based approach very often leads to an under-estimate of current and future needs which can be the subject of challenge at subsequent appeals and examinations. All occupied pitches were visited by experienced ORS researchers who conducted interviews with as many residents as possible to determine their current demographic characteristics, whether they have any current or future accommodation needs and how these may be addressed, whether there are any concealed households or doubling-up, and their travelling characteristics (to meet the requirements in PPTS). Staff also sought to identify contacts living in bricks and mortar to interview. In addition to the information from the household interviews that has been used to estimate current and future accommodation needs a breakdown of responses to the additional questions that were asked can be found in **Appendix B**. The household interview questions can be found in **Appendix C**.
- 3.12 Fieldwork was undertaken between February 2016 and May 2017 and a total of 51 interviews were completed with Gypsy, Traveller and Travelling Showperson households living on 7 public, private and unauthorised sites and yards. Information about travelling was collected in all of the 51 household interviews. Whilst it was not possible to complete an interview on a number of sites or pitches for reasons including refusal to be interviewed or the household not being in, basic details were collected for these pitches.

Engagement with Bricks and Mortar Households

- 3.13 Many Planning Inspectors and Appellants at planning appeals question the accuracy of GTAA assessments in relation to Gypsies and Traveller households living in bricks and mortar accommodation who may wish to move on to a site. ORS feel that the only practical approach is to take all possible measures to identify as many households in bricks and mortar who may want to take part in an interview to determine their future accommodation needs, including a wish to move to a permanent pitch in the study area.
- 3.14 The 2011 Census recorded a total of 66 Gypsy or Irish Traveller households living in a house or a flat in York. Contacts in bricks and mortar were sought through a wide range of sources including speaking with people living on the existing site to identify any friends or family living in bricks and mortar who may wish to move to a site, and intelligence from the Council and the York Travellers Trust.
- 3.15 In addition adverts were placed in Worlds Fair, Travellers Times and on the Friends, Families and Travellers Facebook pages. Examples can be seen below.
- 3.16 Contacts that were identified were followed-up with a telephone call to request an opportunity for a short interview to identify any accommodation needs.

Figure 10 – Bricks and Mortar Adverts



Opinion Research Services
Excellent research for the public, voluntary and private sectors

Gypsy, Traveller & Travelling Showpeople Accommodation Assessments

Opinion Research Services (ORS) is an independent research company who carry out Gypsy, Traveller and Travelling Showpeople Accommodation Assessments across the country. These assessments must be carried out by every council to inform them how many new pitches and plots will need to be provided in the future.

ORS would like to speak to Gypsies, Travellers and Travelling Showpeople who are looking to develop a site or yard or who live in bricks and mortar and would prefer to live on a site or yard in any of the following areas:

Aylesbury Vale, Basildon, Blackpool, Braintree, Brentwood, Bristol, Cambridge, Castle Point, Central Bedfordshire, Chelmsford, Cheltenham, Chiltern, Colchester, Cotswold, Daventry, East Cambridgeshire, Eastleigh, Elmbridge, Forest Heath, Forest of Dean, Fylde, Gloucester, Hambleton, Harlow, Huntingdonshire, King's Lynn and West Norfolk, Lambeth, Lewisham, Maldon, Northampton, Peterborough, Plymouth, Reigate and Banstead, Rochford, Selby, South Bucks, South Cambridgeshire, South Gloucestershire, South Hams, South Northamptonshire, Southend-on-Sea, St Edmundsbury, Stroud, Tandridge, Tendring, Tewksbury, Thurrock, Tower Hamlets, Uttlesford, Vale of Glamorgan, West Devon, Wycombe, Wyre and York

Your views are very important to us.

If you would like to speak to ORS about your accommodation needs please contact **Claire Thomas** on **01792 535337** or email claire.thomas@ors.org.uk



FFt Friends, Families and Travellers
4 mins · 🌐

Opinion Research Services (ORS) is an independent research company who carry out Gypsy, Traveller and Travelling Showpeople Accommodation Assessments across the country. These assessments must be carried out by every council to inform them how many new pitches and plots will need to be provided in the future.

ORS would like to speak to Gypsies, Travellers and Travelling Showpeople who are looking to develop a site or yard or who live in bricks and mortar and would prefer to live on a site or yard in any of the following areas:

Aylesbury Vale, Basildon, Braintree, Brentwood, Bristol, Cambridge, Castle Point, Central Bedfordshire, Chelmsford, Cheltenham, Chiltern, Colchester, Cotswold, Daventry, East Cambridgeshire, Eastleigh, Elmbridge, Epping Forest, Forest Heath, Forest of Dean, Gloucester, Hambleton, Harlow, Hart, Havering, Huntingdonshire, King's Lynn and West Norfolk, Lewisham, Maldon, Northampton, Peterborough, Plymouth, Reigate and Banstead, Rochford, Selby, South Bucks, South Cambridgeshire, South Gloucestershire, South Hams, South Northamptonshire, Southend-on-Sea, St Edmundsbury, Stroud, Tandridge, Tower Hamlets, Tendring, Tewkesbury, Thurrock, Tower Hamlets, Uttlesford, West Devon, West Oxfordshire, Wycombe, Wyre and York.

Your views are very important to us.

If you would like to speak to ORS about your accommodation needs please contact Claire Thomas on 01792 535337 or email claire.thomas@ors.org.uk

👍 Like 💬 Comment ➦ Share

Talk to us about your housing needs

City of York Council is updating its understanding of the accommodation needs of the Travelling Community in its area.

The Council has asked Opinion Research Services (ORS) who are an independent research company to look at what accommodation *there is currently for Gypsies and Travellers and whether there is enough.*

ORS would like to speak to Gypsies, Travellers and Showpeople who live in a house in **York (see map)** and would prefer to live on a site or yard.

How you can get involved

You can take part in a short confidential telephone interview by contacting **Claire Thomas:**

Call: 01792 535337

Email: claire.thomas@ors.org.uk

Text: 07730 565962

The closing date to take part in the study is **Friday 19th May**

To find out more call Claire Thomas on 01792 535337

- 3.17 Through this approach we endeavoured to do everything within our means to publicise that a local study was being undertaken in order to give all households living in bricks and mortar who may wish to move on to a site the opportunity to make their views known to us.
- 3.18 As a result of all of the efforts that were made this 3 households living in bricks and mortar were identified to interview.

Timing of the Fieldwork

- 3.19 ORS are fully aware of the transient nature of many travelling communities and subsequent seasonal variations in site and yard occupancy. As such all of the fieldwork was undertaken during the non-travelling season, and also avoided days of known local or national events. Fieldwork was completed between February 2016 and May 2017.

Calculating Current and Future Need

- 3.20 The primary change to PPTS (2015) in relation to the assessment of need is the change in the definition of a Gypsy, Traveller or Travelling Showperson for planning purposes. Through the site interviews ORS sought to collect information necessary to assess each household against the planning definition. As the revised PPTS was only issued in 2015 only a small number of relevant appeal decisions have been issued by the Planning Inspectorate on how the planning definition should be applied – these support the view that households need to be able to demonstrate that they travel for work purposes to meet the planning definition, and stay away from their usual place of residence when doing so, or have ceased to travel for work purposes temporarily due to education, ill health or old age. See Paragraph 2.19 for a recent example.
- 3.21 To identify need, PPTS (2015) requires an assessment for current and future pitch requirements, but does not provide a methodology for this. However, as with any housing assessment, the underlying calculation can be broken down into a relatively small number of factors. In this case, the key issue is to compare the supply of pitches available for occupation with the current and future needs of the population.

Applying the Planning Definition

- 3.22 The household survey included a structured section of questions to record information about the travelling characteristics of household members. This included questions on the following key issues:
- » Whether any household members have travelled in the past 12 months.
 - » Whether household members have ever travelled.
 - » The main reasons for travelling.
 - » Where household members travelled to.
 - » The times of the year that household members travelled.
 - » Where household members stay when they are away travelling.
 - » When household members stopped travelling.
 - » The reasons why household members stopped travelling.
 - » Whether household members intend to travel again in the future.

- » When and the reasons why household members plan to travel again in the future.
- 3.23 When the household survey was completed the outcomes from these questions on travelling were used to determine the status of each household against the planning definition in PPTS (2015). Through a combination of responses households need to provide sufficient information to demonstrate that household members travel for works purposes and in doing so stay away from their usual place of residence, or that they have ceased to travel temporarily due to education, ill health or old age, and plan to travel again for work purposes in the future. The same definition applies to Travelling Showpeople as to Gypsies and Travellers.
- 3.24 Households that need to be considered in the GTAA fall under one of 3 classifications. Only those households that meet, or may meet, the planning definition will form the components of need to be included in the GTAA:
- » Households that travel under the planning definition.
 - » Households that have ceased to travel temporarily under the planning definition.
 - » Households where an interview was not possible who *may* fall under the planning definition.
- 3.25 Whilst the needs of those households that do not meet the planning definition do not need to be included in the GTAA, they will be assessed to provide the Councils with components of need to as part of their work on wider housing needs assessments.
- 3.26 It should be noted that the GTAA is based on the travelling circumstances of households at the time of the household interviews. It could be the case that the travelling circumstances of households may change and this will need to be considered by the Council when applications are made for households to join the waiting list or when considering a planning application for a private site. In addition it is recommended that the GTAA is continually reviewed as part of the Councils regular monitoring arrangements.

Unknown Households

- 3.27 As well as calculating need for households that meet the planning definition, the needs of the households where an interview was not completed (either due to refusal to be interviewed or households that were not present during the fieldwork period) need to be considered as part of the GTAA where they are believed to be ethnic Gypsies and Travellers who **may** meet the planning definition. Whilst there is no law or guidance that sets out how the needs of these households should be addressed, an approach has been taken that seeks an estimate of potential need from these households. This will be a maximum additional need figure over and above the need identified for households that do meet the planning definition.
- 3.28 The estimate seeks to identify potential current and future need from many pitches known to be temporary or unauthorised, and through new household formation. For the latter the national rate of 1.50% has been used as the demographics of residents are unknown. This approach is consistent with the outcomes of a recent Planning Appeal where access to a site was not possible but basic information was known about the number of households residing there. (Planning Inspectorate Ref: APP/Z6950/A/14/2212012).

- 3.29 Should further information be made available to the Councils that will allow for the planning definition to be applied, these households could either form a confirmed component of need to be addressed through the GTAA or the SHMA/HEDNA.
- 3.30 ORS are of the opinion that it would not be appropriate when producing a robust assessment of need to make any firm assumptions about whether or not households where an interview was not completed meet the planning definition based on the outcomes of households where an interview was completed.
- 3.31 However, data that has been collected from over 1,800 household interviews that have been completed by ORS since the changes to PPTS in 2015 suggests that overall approximately 10% of households who have been interviewed meet the planning definition (this rises to 70% for Travelling Showpeople based on over 250 interviews that have been completed) – and in some local authorities, particularly London Boroughs, no households meet the planning definition.
- 3.32 ORS are not implying that this is an Official National Statistic - rather a national statistic based on the outcomes of our fieldwork since the introduction of PPTS (2015). It is estimated that there are between 12,000-14,000 Gypsy and Traveller pitches in England and we have spoken to over 12% of them at a representative range of sites and just over 10% meet the planning definition. ORS also asked similar questions on travelling in over 2,000 pre-PPTS (2015) household interviews and also found that 10% of households would have met the PPTS (2015) planning definition. It is ORS' view therefore that this is the most comprehensive national statistic in relation to households that meet the planning definition in PPTS (2015) and should be seen as a robust statistical figure.
- 3.33 This would suggest that it is likely that only a small proportion of the potential need identified from these households will need conditioned Gypsy and Traveller pitches, and that the needs of the majority will need to be addressed through the SHMA or HEDNA for example.
- 3.34 In terms of Local Plan policies, the Council could consider the use of a criteria-based policy (as suggested in PPTS) for any unknown households that do provide evidence that they meet the planning definition.

Households that do not meet the Planning Definition

- 3.34 Households who do not travel for work purposes now fall outside the planning definition of a Traveller. However Romany Gypsies and Irish and Scottish Travellers may be able to demonstrate a right to culturally appropriate accommodation under the Equality Act 2010. In addition provisions set out in the Housing and Planning Act (2016) now include a duty (under Section 8 of the 1985 Housing Act that covers the requirement for a periodical review of housing needs) for local authorities to consider the needs of people residing in or resorting to their district with respect to the provision of sites on which caravans can be stationed, or places on inland waterways where houseboats can be moored. Draft Guidance⁴ related to this section of the Act has been published setting out how the government would want local housing authorities to undertake this assessment and it is the same as the GTAA assessment process. The implication is therefore that the housing needs of any Gypsy and Traveller households who do not meet the planning definition of a Traveller

⁴ "Draft guidance to local housing authorities on the periodical review of housing needs for caravans and houseboats." (March 2016)

will need to be assessed as part of the wider housing needs of the area, for example through the SHMA or HEDNA process, and will form a subset of the wider need arising from households residing in caravans. Whilst no longer a requirement to include in a GTAA an assessment of need for households that do not meet the planning definition has been completed to assist the Council in meeting need from these households.

Supply of Pitches

^{3.36} The first stage of the assessment sought to determine the number of occupied, vacant and potentially available supply in the study area:

- » Current vacant pitches.
- » Pitches currently with planning consent due to be developed within 5 years.
- » Pitches vacated by people moving to housing.
- » Pitches vacated by people moving from the study area (out-migration).

Current Need

^{3.37} The second stage was to identify components of current need, which is not necessarily the need for additional pitches because they may be able to be addressed by space already available in the study area. This is made up of the following. It is important to address issues of double counting:

- » Households on unauthorised developments for which planning permission is not anticipated.
- » Households on unauthorised encampments for which planning permission is not expected.
- » Concealed, doubled-up or over-crowded households (including single adults).
- » Households in bricks and mortar wishing to move to sites.
- » Households in need on waiting lists for public sites.

Future Need

^{3.38} The final stage was to identify components of future need. This includes the following four components:

- » Older teenage children requiring a pitch of their own.
- » Households living on sites with temporary planning permissions.
- » New household formation.
- » In-migration.

^{3.39} Household formation rates are often the subject of challenge at appeals or examinations. ORS agree with the position now being taken by DCLG and firmly believe that any household formation rates should use a robust local evidence base, rather than simply relying on precedent.

^{3.40} All of these components of supply and need are presented in easy to understand tables which identify the overall net need for current and future accommodation for both Gypsies and Travellers

and Travelling Showpeople. This has proven to be a robust model for identifying needs. The residential and transit pitch needs are identified separately and the needs are identified in 5 year periods to 2032.

Pitch Turnover

^{3.41} Some assessments of need make use of pitch turnover as an ongoing component of supply. ORS do not agree with this approach or about making any assumptions about annual turnover rates. This is an approach that usually ends up with a significant under-estimate of need as in the majority of cases vacant pitches on sites are not available to meet any additional need. The use of pitch turnover has been the subject of a number of Inspectors Decisions, for example APP/J3720/A/13/2208767 found a GTAA to be unsound when using pitch turnover and concluded:

West Oxfordshire Council relies on a GTAA published in 2013. This identifies an immediate need for 6 additional pitches. However the GTAA methodology treats pitch turnover as a component of supply. This is only the case if there is net outward migration yet no such scenario is apparent in West Oxfordshire. Based on the evidence before me I consider the underlying criticism of the GTAA to be justified and that unmet need is likely to be higher than that in the findings in the GTAA.

^{3.42} In addition a GTAA Best Practice Guide was produced in June 2016 by a number of organisations including Friends, Families and Travellers, the London Gypsy and Traveller Unit, the York Travellers Trust, the Derbyshire Gypsy Liaison Group, Garden Court Chambers and Leeds GATE concluded that:

Assessments involving any form of pitch turnover in their supply relies upon making assumptions; a practice best avoided. Turnover is naturally very difficult to assess accurately and in practice does not contribute meaningfully to additional supply so should be very carefully assessed in line with local trends. Mainstream housing assessments are not based on the assumption that turnover within the existing stock can provide for general housing needs.

^{3.43} As such, other than current vacant pitches on sites that are known to be available, or those pitches identified during the household interviews as due to become available, pitch turnover has not been considered as a component of supply in this GTAA.

Transit Provision

^{3.44} PPTS (2015) also requires an assessment of the need for any transit sites or stopping places. While the majority of Gypsies and Travellers have permanent bases either on Gypsy and Traveller sites or in bricks and mortar and no longer travel, other members of the community either travel permanently or for part of the year. Due to the mobile nature of the population, a range of sites or management approaches can be developed to accommodate Gypsies and Travellers as they move through different areas.

- » Transit sites
- » Temporary/Emergency stopping places
- » Temporary (seasonal) sites
- » Negotiated Stopping Agreements

^{3.45} In order to investigate the potential need for transit provision when undertaking work to support the study, ORS sought to undertake analysis of any records of unauthorised sites and encampments, as well as information from the CLG Caravan Count. The outcomes of the interviews with Council Officers, Officers from neighbouring planning authorities and other stakeholders was also be taken into consideration when determining this element of need in the study area.

4. Gypsy, Traveller and Travelling Showpeople Sites and Population

- 4.1 One of the main considerations of this study is to provide evidence to support the provision of pitches and plots to meet the current and future accommodation needs of Gypsies, Travellers and Travelling Showpeople. A pitch is an area normally occupied by one household, which typically contains enough space for one or two caravans, but can vary in size. A site is a collection of pitches which form a development exclusively for Gypsies and Travellers. For Travelling Showpeople, the most common descriptions used are a plot for the space occupied by one household and a yard for a collection of plots which are typically exclusively occupied by Travelling Showpeople. Throughout this study the main focus is upon how many extra pitches for Gypsies and Travellers and plots for Travelling Showpeople are required in the study area.
- 4.2 The public and private provision of mainstream housing is also largely mirrored when considering Gypsy and Traveller accommodation. One common form of a Gypsy and Traveller site is the publicly-provided residential site, which is provided by a Local Authority or by a Registered Provider (usually a Housing Association). Pitches on public sites can be obtained through signing up to a waiting list, and the costs of running the sites are met from the rent paid by the licensees (similar to social housing).
- 4.3 The alternative to public residential sites are private residential sites and yards for Gypsies, Travellers and Travelling Showpeople. These result from individuals or families buying areas of land and then obtaining planning permission to live on them. Households can also rent pitches on existing private sites. Therefore, these two forms of accommodation are the equivalent to private ownership and renting for those who live in bricks and mortar housing. Generally the majority of Travelling Showpeople yards are privately owned and managed.
- 4.4 The Gypsy, Traveller and Travelling Showpeople population also has other forms of sites due to its mobile nature. Transit sites tend to contain many of the same facilities as a residential site, except that there is a maximum period of residence which can vary from a few days or weeks to a period of months. An alternative to a transit site is an emergency or negotiated stopping place. This type of site also has restrictions on the length of time someone can stay on it, but has much more limited facilities. Both of these two types of site are designed to accommodate, for a temporary period, Gypsies, Travellers and Travelling Showpeople whilst they travel. A number of authorities also operate an accepted encampments policy where short-term stopovers are tolerated without enforcement action.
- 4.5 Further considerations for the Gypsy and Traveller population are unauthorised developments and encampments. Unauthorised developments occur on land which is owned by the Gypsies and Travellers or with the approval of the land owner, but for which they do not have planning permission to use for residential purposes. Unauthorised encampments occur on land which is not owned by the Gypsies and Travellers.

Sites and Yards in York

- 4.6 In York there are currently 3 public sites with 61 pitches; 2 private site with full planning permission with 4 pitches; no sites with temporary planning permission; no sites that are tolerated for planning purposes; 2 unauthorised sites with 6 pitches; and 1 temporary Travelling Showpeople yard with 1 plot. Further information can be found in Chapter 5 and **Appendix E**.

Figure 11 - Total amount of provision in York (June 2016)

Category	Sites/Yards	Pitches/Plots
Public sites (Council and Registered Providers)	3	61
Private with permanent planning permission	2	4
Private sites with temporary planning permission	0	0
Tolerated sites	0	0
Unauthorised Sites	2	6
Private Travelling Showpeople yards	0	0
Temporary Travelling Showpeople yards	1	1

Caravan Count

- 4.7 Another source of information available on the Gypsy, Traveller and Travelling Showpeople population is the bi-annual Traveller Caravan Count which is conducted by each Local Authority in England on a specific date in January and July of each year, and reported to DCLG. This is a statistical count of the number of *caravans* on both authorised and unauthorised sites across England. With effect from July 2013, DCLG has renamed the ‘Gypsy and Traveller Caravan Count’ as the ‘Traveller Caravan Count.’
- 4.8 As this count is of caravans and not households, it makes it more difficult to interpret for a study such as this because it does not count pitches or resident households. The count is merely a ‘snapshot in time’ conducted by the Local Authority on a specific day, and any unauthorised sites or encampments which occur on other dates will not be recorded. Likewise any caravans that are away from sites on the day of the count will not be included. As such it is not considered appropriate to use the outcomes from the Traveller Caravan Count in the calculation of current and future need as the information collected during the site visits is seen as more robust and fit-for-purpose. However the Caravan Count data has been used to *support* the identification of the need to provide for transit provision and this is set out later in this report.

5. Survey of Travelling Communities

Interviews with Gypsies and Travellers

- 5.1 One of the major components of this study was a detailed survey of the Gypsy, Traveller and Travelling Showpeople population living on sites and yards in the study area. This aimed to identify current households with housing needs and to assess likely future housing need from within existing households, to help judge the need for any future site provision. The Site Record Form can be found in **Appendix C**.
- 5.2 Through the desk-based research and stakeholder interviews ORS sought to identify all authorised and unauthorised sites and yards and encampments in the study area. Interviews were completed between February and June 2016. Up to 3 attempts were made to interview each household where they were not present when interviewers visited. The table below identify the sites that ORS staff visited during the course of the fieldwork, and also set out the number of interviews that were completed at each site, together with the reasons why interviews were not completed where this information is available. A total of 51 interviews were completed and this represents an overall response rate of 71% which is comparable with studies completed elsewhere in England.

Figure 12 - Sites visited in York

Site Status	Pitches/Plots	Interviews	Reasons for not completing interviews
Public Sites			
James Street Traveller Site, York	20	19	1 x refusal
Osbalwick Caravan Site, York	18	9	8 x refusals, 1 x no contact possible
Water Lane Caravan Site, York	23	20	3 x no contact possible
Private Sites			
Home Lea, York	2	1	1 x vacant pitch
Outgang Lane, York	2	0	2 x no contact possible
Unauthorised Sites			
Water Lane Caravan Site, York	1	0	1 x no contact possible
Flaxton	5	0	5 x no contact possible
Travelling Showpeople			
The Stables, York	1	2	1 x no contact possible
TOTAL	72	51	

Efforts to contact bricks and mortar

- 5.3 ORS applied a rigorous approach to making contact with bricks and mortar households as this is a common issue raised at Local Plan examinations and planning appeals. Contacts were sought

through a range of sources including the interviews with people on existing sites and yards, intelligence from the Councils and housing providers, and adverts on social media (including the Friends Families and Travellers Facebook group), as well as writing to households on waiting lists for public sites. In addition contacts identified by the York Travellers Trust using an advert prepared by ORS were followed-up through a series of telephone interviews.

- ^{5.4} At the time of concluding this report 3 contacts had been identified to interview (a fourth contact was interviewed but they were currently doubled-up on one of the public sites and had already been interviewed during the main fieldwork). This is consistent with the outcomes of many GTAAs where few if any households living in bricks and mortar come forward to be interviewed. Whilst the previous GTAA did identify a desire for a number of households to move to a site only a small number are included on the waiting list and the Council have not reported any other households enquiring about the availability of pitches or about planning consent for private sites.

6. Current and Future Pitch Provision

Introduction

- 6.1 This section focuses on the additional pitch provision which is needed by the Council currently and to 2032. This includes both current unmet need and need which is likely to arise in the future. This time period allows for robust forecasts of the requirements for future provision, based upon the evidence contained within this study and also secondary data sources. Whilst the difficulty in making accurate assessments beyond 5 years has been highlighted in previous studies, the approach taken in this study to estimate new household formation has been accepted by Planning Inspectors as the most appropriate methodology to use.
- 6.2 It should be noted that this section is based upon a combination of the on-site surveys, planning records and previous stakeholder interviews. In many cases, the survey data is not used in isolation, but instead is used to validate information from planning records or other sources.
- 6.3 This section concentrates not only upon the total additional provision which is required in the area, but also whether there is a need for any transit provision.

PPTS (2015) Planning Definition

- 6.4 As well as assessing housing need PPTS (2015) requires a GTAA to determine whether households living on sites, yards, encampments and in bricks and mortar fall within the planning definition of a Gypsy, Traveller or Travelling Showperson. Only households that fall within the planning definition, and those who *may* meet the planning definition (households where an interview was not completed), will have their housing needs assessed separately from the wider population in the GTAA. The planning definition now excludes those who have ceased to travel permanently.

New Household Formation Rates

- 6.5 In order to calculate future household growth a percentage compound net household growth rate is used. This is the same as how banks calculate compound interest. Compound growth is growth calculated on the initial sum and then on the accumulated growth of previous periods. As an example in relation to household growth if you start with 100 households and apply a rate of 1.50%, after 1 year the total will be 101.5. For year 2 the rate of 1.50% is then applied to 101.5 and so on for subsequent years. This is set out in the table below for different percentage growth rates.

Figure 13 – Example of compound household growth rates

Year	Growth rate			
	1.00%	1.50%	2.00%	2.50%
0	0	0	0	0
1	1	1	2	2
2	2	3	4	5
3	3	5	6	8
4	4	6	8	10
5	5	8	10	13
6	6	9	13	16
7	7	11	15	19
8	8	13	17	22
9	9	14	20	25
10	10	16	22	28
11	12	18	24	31
12	13	20	27	34
13	14	21	29	38
14	15	23	32	41
15	16	25	35	45

- 6.6 Nationally, a household formation and growth rate of 3.00% net per annum has been commonly assumed and widely used in local Gypsy and Traveller assessments, even though there is no statistical evidence of households growing so quickly. The result has been to inflate both national and local requirements for additional pitches unrealistically. In this context, ORS has prepared a *Technical Note on Household Formation and Growth Rates*. The main conclusions are set out here and the full paper is in **Appendix F**.
- 6.7 Those seeking to provide evidence of high annual net household growth rates for Gypsies and Travellers have sometimes sought to rely on increases in the number of caravans, as reflected in caravan counts. However, caravan count data is very unreliable and erratic – so the only proper way to project future population and household growth is through demographic analysis.
- 6.8 The Technical Note concludes that in fact, the growth in the national Gypsy and Traveller population may be as low as 1.25% per annum – much less than the 3.00% per annum often assumed, but still greater than in the settled community. Even using extreme and unrealistic assumptions, it is hard to find evidence that net Gypsy and Traveller population and household growth rates are above 2.00% per annum nationally.
- 6.9 The often assumed 3.00% per annum net household growth rate is unrealistic and would require clear statistical evidence before being used for planning purposes. In practice, the best available evidence supports a national net household growth rate of 1.50% per annum for Gypsies and Travellers. This view has been supported by Planning Inspectors in a number of Decision Notices. The most recent was in relation to an appeal in Doncaster (Ref: APP/F4410/W/15/3133490) where the agent acting on behalf of the appellant claimed that a rate closer to 3.00% should be used. The Inspector concluded:

In assessing need account also needs to be taken of likely household growth over the coming years. In determining an annual household growth rate the Council relies on the work of Opinions Research Services (ORS), part of Swansea University. ORS's research considers migration, population profiles, births & fertility rates, death rates, household size data and household dissolution rates to determine average household growth rates for gypsies and travellers. The findings indicate that the average annual growth rate is in the order of 1.5% but that a 2.5% figure could be used if local data suggest a relatively youthful population. As the Council has found a strong correlation between Doncaster's gypsy and traveller population age profile and the national picture, a 1.5% annual household growth rate has been used in its 2016 GTANA. Given the rigour of ORS's research and the Council's application of its findings to the local area I accept that a 1.5% figure is justified in the case of Doncaster.

- 6.10 In addition the Technical Note has recently been accepted as a robust academic evidence base and has been published by the Social Research Association in its journal Social Research Practice. The overall purpose of the journal is to encourage and promote high standards of social research for public benefit. It aims to encourage methodological development by giving practitioners the space and the incentive to share their knowledge - see link below.

<http://the-sra.org.uk/journal-social-research-practice/>

- 6.11 ORS assessments take full account of the net local household growth rate per annum for each local authority, calculated on the basis of demographic evidence from the site surveys, and the 'baseline' includes all current authorised households, all households identified as in current need (including concealed households, movement from bricks and mortar and those on waiting lists not currently living on a pitch or plot), as well as households living on tolerated unauthorised pitches or plots who are not included as current need. The assessments of future need also take account of modelling projections based on birth and death rates.
- 6.12 Overall, the household growth rate used for the assessment of future needs has been informed by local evidence for each local authority. This demographic evidence has been used to adjust the national growth rate of 1.50% up or down based on the proportion of those aged under 18 in each local authority (by travelling status).
- 6.13 In certain circumstances where the numbers of households and children are low it is not appropriate to apply a percentage rate for new household formation. In these cases a judgement will be made on likely new household formation based on the age and gender of the children. This will be based on the assumption that 50% of likely households to form will stay in the area. This is based on evidence from other GTAs that ORS have completed across England and Wales.
- 6.14 Research by ORS has also identified a national growth rate of 1.00% for Travelling Showpeople and this has also been adjusted locally based on site demographics.
- 6.15 The table below sets out the household growth rates that have been used for this assessment - with the national rates of 1.50% being used for unknown Gypsies and Travellers and 1.00% used for unknown Travelling Showpeople where applicable.

Figure 14 – New household formation rates used

Gypsies & Travellers		Travelling Showpeople	
Meet Planning Definition	Do Not Meet Planning Definition	Meet Planning Definition	Do Not Meet Planning Definition
1.80%	2.00%	Demographics	n/a

Breakdown by 5 Year Bands

6.16 In addition to tables which set out the overall need for Gypsies, Travellers and Travelling Showpeople, the overall need has also been broken down by 5 year bands as required by PPTS. The way that this is calculated is by including all current need (from unauthorised pitches, pitches with temporary planning permission, concealed and doubled-up households, 5 year need from older teenage children, and net movement from bricks and mortar) in the first 5 years. In addition the total net new household formation is split across the 5 year bands based on the compound rate of growth that was applied – as opposed to being spread evenly.

Applying the Planning Definition

6.17 The outcomes from the questions in the household survey on travelling were used to determine the status of each household against the planning definition in PPTS (2015). This assessment was based on the verbal responses to the questions given to interviewers as it is understood that oral evidence is capable of being sufficient when determining whether households meet the planning definition. Only those households that meet the planning definition, in that they were able to provide information during the household interview that **they travel for work purposes, and stay away from their usual place of residence when doing so – or that they have ceased to travel temporarily due to education, ill health or old age**, form the components of need that will form the baseline of need in the GTAA. Households where an interview was not completed who **may** meet the planning definition have also been included as a potential additional component of need from unknown households. Need for households that do not meet the planning definition are included in the **Appendix D**.

6.18 Information that was sought from households where an interview was completed allowed each household to be assessed against the planning definition of a Traveller. This included information on whether households have ever travelled; why they have stopped travelling; the reasons that they travel; and whether they plan to travel again in the future. The table below sets out the planning status of households living on sites in York.

Figure 15 - Planning status of households in York

Site Status	Meets Planning Definition	Unknown	Does Not Meet Planning Definition
Gypsies and Travellers			
Public Sites	8	13	40
Private Sites	1	2	0
Unauthorised Sites	0	6	0

Bricks and Mortar	2	0	3
Sub-Total	11	21	43
Travelling Showpeople			
Temporary Yards	2	0	0
Sub-Total	2	0	0
TOTAL	13	21	43

6.19 Figure 15 shows that for Gypsies and Travellers⁵ 11 households and for Travelling Showpeople 2 households meet the planning definition of a Traveller in that they were able to provide information demonstrating that they travel for work purposes and stay away from their usual place of residence, or have ceased to travel temporarily. A total of 43 Gypsy and Traveller households⁵ that were interviewed did not meet the planning definition as they were not able to demonstrate that they travel away from their usual place of residence for the purpose of work, or that they have ceased to travel temporarily due to children in education, ill health or old age. Some did travel for cultural reasons to visit fairs, relatives or friends, and others had ceased to travel permanently – none of these households meet the planning definition.

6.20 The number of households on each site where an interview was not possible are recorded as unknown. The reasons for this include households that refused to be interviewed and households that were not present during the fieldwork period – despite up to 3 visits (this is set out in Figure 12).

Bricks and Mortar Interviews

6.21 A total of 3 interviews were completed with households living in bricks and mortar. This is consistent with the outcomes of many GTAA's where few if any households living in bricks and mortar come forward to be interviewed. Whilst the previous GTAA did identify a desire for a number of households to move to a site only a small number are included on the waiting list and the Council have not reported any other households enquiring about the availability of pitches or about planning consent for private sites. One household and members of a second household meet the planning definition and 1 household and members of a second household do not.

6.22 It is recommended that the Council engage with the household that meets the planning definition to encourage them to apply to be on the waiting list for a pitch on a public site, and in the short-term seek to identify a Council property closer to one of the Council sites for them to move to. It is also recommended that the 2 members of the second household that meet the planning definition are included in the assessment as components of current need.

6.23 It is recommended that the Council engage with the household that does not meet the planning definition to identify a Council property closer to one of the Council sites for them to move to in the short-term. In the longer-term they have expressed a preference to develop a private site. It is also recommended that the 2 members of the second household that do not meet the planning definition are included in the assessment as components of current need – one current and one teenage child in need of a pitch of their own in the first 5 years of the GTAA period.

⁵ Including those living in bricks and mortar.

Figure 16 - Breakdown of need for bricks and mortar households

Household	Meets Planning Definition	Do Not Meet Planning Definition	Address short-term	Address long-term
Household 1	1	0	Move to a Council property nearer to an existing site.	Encourage to apply to be on waiting list for a public pitch.
Household 2	2	2	Include as components of current and future need.	n/a
Household 3	0	1	Move to a Council property nearer to an existing site.	Preference to develop a private site.

Waiting Lists

- 6.24 There are 3 public sites in York and the Council were able to confirm that there were 8 households are on the waiting lists for these sites at the time of the GTAA. Of these 3 are currently living on one of the public sites in York and have been included as components of need as concealed households or adults who do not meet the planning definition. A further 1 household is currently living on an unauthorised pitch in York and has been included as potential need from unknown households. An additional 2 households are living in bricks and mortar and 2 live outside of York but it was not possible to make complete interviews with these households. Should households on the waiting list wish to be considered for a tenancy on one of the public sites it is likely that they will need to provide information on their travelling patterns during the site allocation process as and when a pitch becomes available.
- 6.25 Households on the waiting list are not included as components of need in their own right as it has been demonstrated that there is a reasonable pitch turnover rate on public sites in York.

Pitch Needs – Gypsies and Travellers that meet the Planning Definition

- 6.26 There were 9 households that were interviewed who were able to provide evidence that they meet the planning definition of a Gypsy or Traveller – 8 were living on public sites and 1 was living on a private site.
- 6.27 Analysis of the interviews completed with households that meet the planning definition indicated that there is a current need for 2 additional pitches from household members living in bricks and mortar, and new household formation of 3 pitches from households living on sites. Analysis of the interviews also identified a short-term supply of 3 pitches due to a household on a public site stating that they are seeking to move to a site in another local authority, and 2 households on public sites stating that they are seeking to move to bricks and mortar in another local authority.
- 6.28 Therefore, taking the supply of 3 pitches into consideration, the overall level of additional need for those households who meet the planning definition of a Gypsy or Traveller is for **2 additional pitches** over the 16 year GTAA period.

Figure 17 – Additional need for Gypsy and Traveller households in York that meet the Planning Definition (2016-2032)

Gypsies and Travellers – Meeting Planning Definition	Pitches
Supply of Pitches	
Available vacant public and private pitches	0
Unimplemented pitches on new sites	0
Vacated by households moving to bricks and mortar	2
Out-migration	1
Total Supply	3
Current Need	
Households on unauthorised developments	0
Households on unauthorised encampments	0
Concealed households/doubling-up/over-crowding	0
Movement from bricks and mortar	2
Households on waiting lists for public sites	0
Total Current Need	2
Future Need	
Currently on sites with temporary planning permission	0
5 year need from older teenage children	0
In-migration	0
Net new household formation (Household base 9 and formation rate 1.80%)	3
Total Future Need	3
Net Pitch Need = (Current and Future Need – Total Supply)	2

Figure 18 – Additional need for Gypsy and Traveller households in York that meet the Planning Definition by 5 year periods

Years	0-5	6-10	11-15	16	Total
	2016-21	2021-26	2026-31	2032	
	0	1	1	0	2

Pitch Needs – Unknown Gypsies and Travellers

- 6.29 Whilst it was not possible to determine the travelling status of a total of 21 households as they either refused to be interviewed, or were not on site at the time of the fieldwork, the needs of these households still need to be recognised by the GTAA as they are believed to be ethnic Gypsies and Travellers and may meet the planning definition.
- 6.30 ORS are of the opinion that it would not be appropriate when producing a robust assessment of need to make any firm assumptions about whether or not households where an interview was not completed meet the planning definition based on the outcomes of households in that local authority where an interview was completed.
- 6.31 However data that has been collected from over 1,800 household interviews that have been completed by ORS since the changes to PPTS in 2015 suggests that nationally approximately 10% of households that have been interviewed meet the planning definition – and in some local authorities, particularly London Boroughs, no households meet the planning definition.

- 6.32 This would suggest that it is likely that only a small proportion of the potential need identified from these households will need new Gypsy and Traveller pitches, and that the needs of the majority will need to be addressed through other means.
- 6.33 Should further information be made available to the Council that will allow for the planning definition to be applied the overall level of current need could rise by up to **6 additional unauthorised pitches** and the overall level of future need could rise by up to **6 additional pitches from new household formation** (this uses a base of the 21 households and a net growth rate of 1.50%⁶). Therefore total additional need could increase by **up to 12 additional pitches**, plus any concealed adult households or 5 year need arising from older teenagers living in these households. However, as an illustration, if the ORS national average of 10% were to be applied this could be as few as 1 additional pitch.

Figure 19 – Maximum additional need for unknown households in York (2016-2032)

Gypsies and Travellers	Pitches
Supply of Pitches	
Available vacant public and private pitches	0
Unimplemented pitches on new sites	0
Vacated by households moving to bricks and mortar	0
Out-migration	0
Total Supply	0
Current Need	
Households on unauthorised developments	6
Households on unauthorised encampments	0
Concealed households/doubling-up/over-crowding	0
Movement from bricks and mortar	0
Households on waiting lists for public sites	0
Total Current Need	6
Future Need	
Currently on sites with temporary planning permission	0
5 year need from older teenage children	0
In-migration	0
Net new household formation (Base number of households 21 and formation rate 1.50%)	6
Total Future Need	6
Net Pitch Need = (Current and Future Need – Total Supply)	12
GTAA based on 10% of households meet definition	1
SHMA based on 90% of households not meeting definition	11

⁶ The ORS *Technical Note on Population and Household Growth (2015)* has identified a national growth rate of 1.50% which has been applied in the absence of further demographic information about these households.

Figure 20 – Maximum additional need for unknown households in York by 5 year periods

Years	0-5	6-10	11-15	16	Total
	2016-21	2021-26	2026-31	2032	
	7	2	2	1	12

Pitch Needs – Gypsies and Travellers that do not meet the Planning Definition

6.34 A breakdown of need for households that do not meet the planning definition can be found in **Appendix D**. In summary a total of 41 households generate total additional need for 33 pitches.

Summary of Need for Gypsies and Travellers

6.35 The table below summarises the overall need for Gypsies and Travellers in York for the GTAA period to 2032 broken down by where this need should be addressed by the Council.

6.36 The previous GTAA identified a need for 66 additional pitches over a similar 16 year period. The main differences between the 2 sets of outputs is that the 2014 study identified need of 10 additional pitches from households living in bricks and mortar and used a new household formation rate of 2.50% giving additional future need of 17 households. Levels of supply, unauthorised and concealed households are consistent in both studies.

Figure 21 – Summary of need for Gypsies and Travellers in York

	GTAA	SHMA/HEDNA	Total
Households that meet the Planning Definition (including 10% of unknown need)	3	0	3
Households that do not meet the Planning Definition (including 90% of unknown need)	0	44	44
TOTAL	3	44	47

Travelling Showpeople Needs

6.37 The study identified 1 small yard in York with 1 plot which has temporary planning permission. A total of 2 interviews were completed with households living on the yard - a family and a single elderly resident. Through a combination of the household interviews and details provided to the Council it has been confirmed that the household living on the plot have submitted the land as part of the Local Plan site identification process for a total of 3 plots – 2 for the current households and 1 for their young son in years 16 of the Plan. Therefore total need could increase by **3 additional plots**.

Figure 22 – Maximum additional need for unknown Travelling Showpeople households in York (2016-2032)

Travelling Showpeople - Unknown	Plots
Supply of Plots	
Additional supply from vacant public and private plots	0
Additional supply from plots on new yards	0
Plots vacated by households moving to bricks and mortar	0
Plots vacated by households moving away from the study area	0
Total Supply	0

Current Need	
Households on unauthorised developments	0
Households on unauthorised encampments	0
Concealed households/Doubling-up/Over-crowding	0
Movement from bricks and mortar	0
Households on waiting lists for public yards	0
Total Current Need	0
Future Need	
Households on yards with temporary planning permission	2
5 year need from older teenage children	0
In-migration	0
New household formation (Derived from site demographics)	1
Total Future Needs	3
Net Plot Need = (Current and Future Need – Total Supply)	3

Figure 23 – Addition need for unknown Travelling Showpeople households in York by 5 year periods

Years	0-5	6-10	11-15	16	Total
	2016-21	2021-26	2026-31	2032	
	2	0	0	1	3

Transit Sites / Temporary Stopping Places

- 6.38 Information from the Council and from the Caravan Count has identified low numbers of encampments on land not owned by Travellers in York. Information was also provided to suggest that these encampments are transient and short-term in nature. In addition there is a private transit site in York with 18 transit pitches. At the time of the GTAA this was only occupied by 6 households.
- 6.39 It has been suggested that there will need to be an increase in transit provision across the country as a result of changes to PPTS leading to more households travelling. This may well be the case but it will take some time for any changes to materialise. As such the use of historic evidence to make an assessment of future transit need is not recommended at this time. Any recommendation for future transit provision will need to make use of a robust post-PPTS (2015) evidence base and there has not been sufficient time yet for this to happen.
- 6.40 It is therefore recommended that the situation relating to levels of unauthorised encampments should be continually monitored whilst any potential changes associated with PPTS (2015) develop, and in the short-term the Councils should consider the use of short-term toleration or negotiated stopping agreements to deal with any encampments. A review of the evidence base relating to unauthorised encampments should be undertaken in autumn 2018 once there is a new 3 year evidence base following the changes to PPTS in August 2015. This will establish whether there is a need for investment in more formal transit sites or emergency stopping places.
- 6.41 To deal with any unauthorised encampments in the interim period a management approach as opposed to an infrastructure solution is recommended through the use of tolerated or negotiated stopping arrangements. In essence this means that the Council engage with households on unauthorised encampments to identify how long they are seeking to stay in the area and if it is

found that the length of stay is estimated to be short, and if the site is acceptable for short-term occupation, an agreement is reached that they can stay where they are without enforcement actions for a set period of time provided they agree to abide by certain conditions such as not littering or causing noise nuisance etc. If they breach any conditions or overstay the agreed occupation period then enforcement action can be taken. This approach has been pioneered by Leeds Gate⁷ in the North East of England.

^{6.42} Temporary stopping places can also be made available at times of increased demand due to fairs or cultural celebrations that are attended by Gypsies and Travellers. A charge may be levied as determined by the local authority although they only need to provide basic facilities including: a cold water supply; portaloos; sewerage disposal point and refuse disposal facilities.

⁷ See www.leedsgate.co.uk for further information.

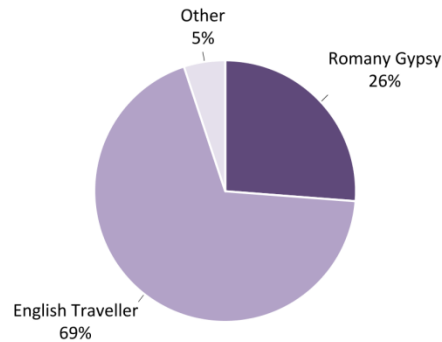
Appendix A: Glossary of Terms

Amenity block/shed	A building where basic plumbing amenities (bath/shower, WC, sink) are provided.
Bricks and mortar	Mainstream housing.
Caravan	Mobile living vehicle used by Gypsies and Travellers. Also referred to as trailers.
Chalet	A single storey residential unit which can be dismantled. Sometimes referred to as mobile homes.
Concealed household	Households, living within other households, who are unable to set up separate family units.
Doubling-Up	Where there are more than the permitted number of caravans on a pitch or plot.
Emergency Stopping Place	A temporary site with limited facilities to be occupied by Gypsies and Travellers while they travel.
Green Belt	A land use designation used to check the unrestricted sprawl of large built-up areas; prevent neighbouring towns from merging into one another; assist in safeguarding the countryside from encroachment; preserve the setting and special character of historic towns; and assist in urban regeneration, by encouraging the recycling of derelict and other urban land.
GTAA	Gypsy and Traveller Accommodation Assessment
Household formation	The process where individuals form separate households. This is normally through adult children setting up their own household.
In-migration	Movement into or come to live in a region or community
Local Plans	Local Authority spatial planning documents that can include specific policies and/or site allocations for Gypsies, Travellers and Travelling Showpeople.
Out-migration	Movement from one region or community in order to settle in another.
Personal planning permission	A private site where the planning permission specifies who can occupy the site and doesn't allow transfer of ownership.
Pitch/plot	Area of land on a site/development generally home to one household. Can be varying sizes and have varying caravan numbers. Pitches refer to Gypsy and Traveller sites and Plots to Travelling Showpeople yards.
Private site	An authorised site owned privately. Can be owner-occupied, rented or a mixture of owner-occupied and rented pitches.

Site	An area of land on which Gypsies, Travellers and Travelling Showpeople are accommodated in caravans/chalets/vehicles. Can contain one or multiple pitches/plots.
Social/Public/Council Site	An authorised site owned by either the local authority or a Registered Housing Provider.
Temporary planning permission	A private site with planning permission for a fixed period of time.
Tolerated site/yard	Long-term tolerated sites or yards where enforcement action is not expedient and a certificate of lawful use would be granted if sought.
Transit provision	Site intended for short stays and containing a range of facilities. There is normally a limit on the length of time residents can stay.
Unauthorised Development	Caravans on land owned by Gypsies and Travellers and without planning permission.
Unauthorised Encampment	Caravans on land not owned by Gypsies and Travellers and without planning permission.
Waiting list	Record held by the local authority or site managers of applications to live on a site.
Yard	A name often used by Travelling Showpeople to refer to a site.

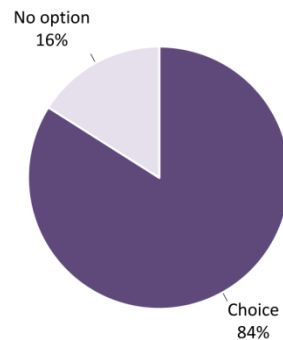
Appendix B - Overall Household Survey Results

Figure 1 – Type of Accommodation
Base: All respondents (38)



Around 7 in 10 of respondents (69%/26 respondents) are English Travellers and around a quarter (26%/10 respondents) are Romany Gypsy.

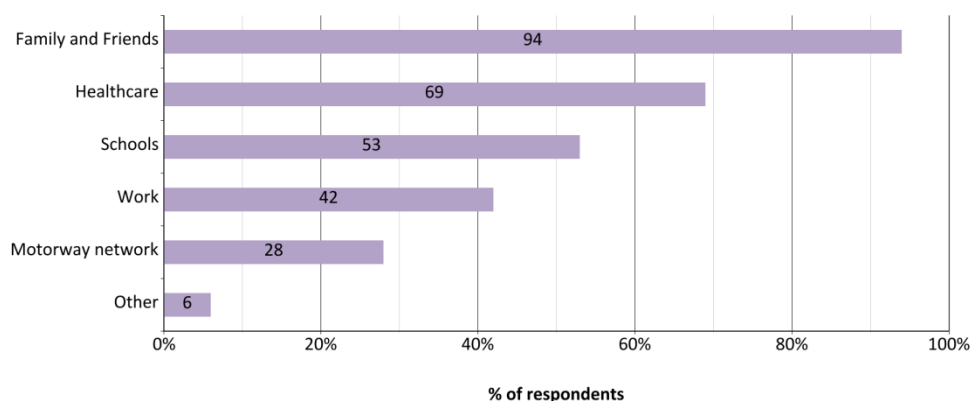
Figure 2 – Did you live here out of your own choice or because there was no other option?
Base: All respondents (38)



The majority (84%/32 respondents) of respondents live at their current site by choice – however, less than one fifth (16%/6 respondents) said that there was no other option.

Figure 3– Is this site suitable for your household? If so why and if not why not? YES - good access to...

Base: Respondents who said the site is suitable for their household (36)

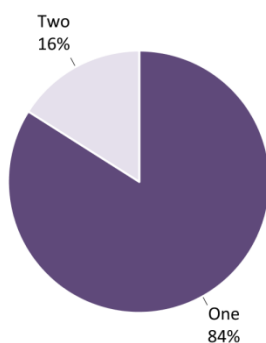


The vast majority (94%/34 respondents) of respondents who said that the site is suitable for their household said it was because of family and friends. Around 7 in 10 respondents (69%/25 respondents) said it was because of healthcare and around half or less said it was because of schools (53%/19 respondents), work (42%/15 respondents) or motorway networks (28%/10 respondents).

A smaller proportion of respondents gave reason for the site NOT being suitable for their household. These reasons include work (3 respondents), family and friends (3 respondents), healthcare (2 respondents) and schools (1 respondent).

Figure 4– How many separate families or unmarried adults live on this pitch?

Base: All respondents (32)

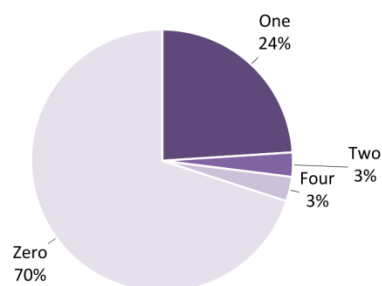


The majority of respondents (84%/27 respondents) said that their pitch is occupied by only one family or unmarried adult, and 16% (5 respondents) said their pitch is occupied by two families or unmarried adults.

Figure 5 - Demographics
Base: All respondents

Demographics							
Person 1		Person 2		Person 3		Person 4	
Male	Female	Male	Female	Male	Female	Male	Female
21%	79%	55%	45%	55%	46%	67%	33%
Person 5		Person 6		Person 7			
Male	Female	Male	Female	Male	Female		
46%	55%	100%	-	-	100%		

Figure 6 – How many families or unmarried adults living on this pitch are in need of a pitch of their own in the next 5 years?
Base: All respondents (37)



7 in 10 (70%/26 respondents) said that there are no families or unmarried adults living on their pitch that are in need of a pitch of their own in the next 5 years, while around a quarter (24%/9 respondents) stated that there is only one. A minority of respondents (3%/1 respondent) each said there are two or four families or unmarried adults in need of a pitch of their own in the next 5 years.

Respondents were then asked how many – if any – of their children will need a home of their own in the next 5 years as a result of getting married or leaving home. They were then asked when and where these homes will be needed.

Figure 7– How many of your children will need a home of their own in the next 5 years as a result of getting married or leaving home? Where and when will these be needed?

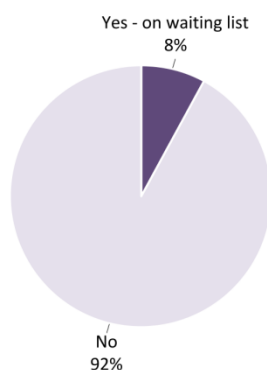
Base: All respondents (10)

How many of your children will need a home of their own in the next 5 years as a result of getting married or leaving home?					
10					
Where will these be needed?					
On this site	Public site in York	Private site in York	Site not in York	Housing in York	Housing not in York
4	3	-	-	-	-
When will these be needed?					
Now	In 1-2 Years	In 2-5 Years	Not Answered		
4	-	6	-		

In total there are **10 children that will need a home of their own in the next 5 years** as a result of getting married or leaving home, and that it is known that 7 of these new homes is needed in York (3 respondents did not answer the question). It is known that **4 are needed now**, and that **6 are needed in 2-5 years**.

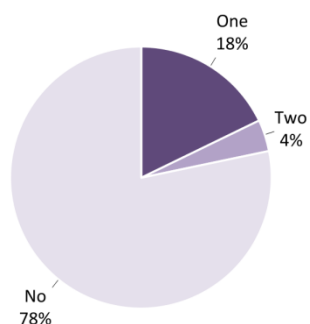
Figure 8 – Is anyone living here on the waiting list for a pitch in this area?

Base: All respondents (36)



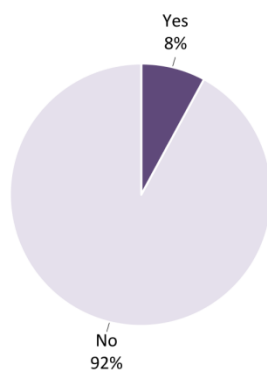
Only 3 respondents (8% of respondents) said that anyone living on their pitch is on the waiting list. 1 respondent said that there was one person on their pitch on the waiting list, and 2 respondents said that there are three people. 1 respondent has been on the waiting list for 6-12 months and 2 respondents have been on there for 2+ years.

Figure 9 – If they are not on the waiting list, do any of the people living here want to be on the waiting list?
Base: Respondents who are not on the waiting list (28)



Almost four fifths (78%/22 respondents) stated that none of the people living on their site want to be on the waiting. Around a fifth (18%/ 5 respondents) said that one person wanted to be on the waiting list and 4% (1 respondent) said that two people wanted to be on the waiting list.

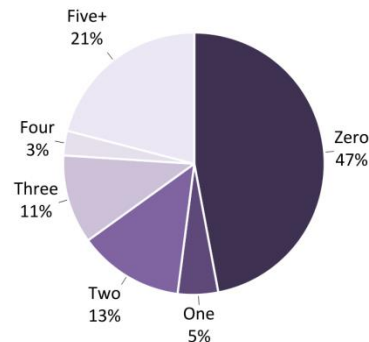
Figure 10 – Do you plan to move from this site in the next 5 years?
Base: All respondents (37)



The vast majority (92%/34 respondents) do not plan to move from their current site in the next 5 years. 3 respondents, said yes to this question. 2 of these respondents said that they would move into bricks and mortar in another council and 1 respondent would move to a site in another council. All 2 respondents who answered the question said that they would prefer to rent a public site and the 1 respondent who answered said that they cannot afford to buy a private pitch or site. All 4

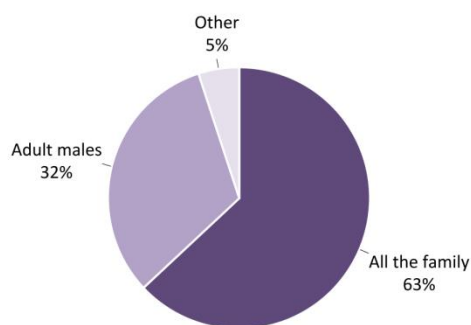
respondents who were asked the question said that they do not own another site or land which they would like to develop.

**Figure 11 – How many trips, living in a caravan or trailer, have you or members of your family made away from your permanent base in the last 12 months?
Base: All respondents (38)**



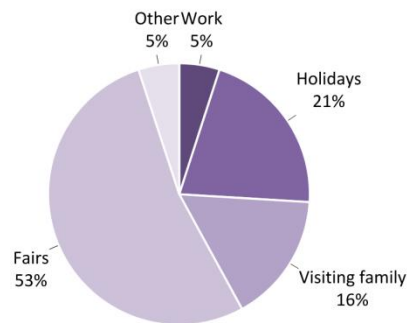
Less than half (47%/18 respondents) said they or members of their family have made zero trips, living in a caravan or trailer, away from their permanent base in the last 12 months. Around a fifth (21%/8 respondents) has made five or more trips. Smaller proportions of respondents have made two (13%/5 respondents), three (11%/4 respondents), one (5%/2 respondents) and four (3%/1 respondent).

**Figure 12 – If you or members of your family have travelled in the last 12 months, which family members travelled?
Base: Respondents who have/whose family have travelled in the last 12 months (19)**



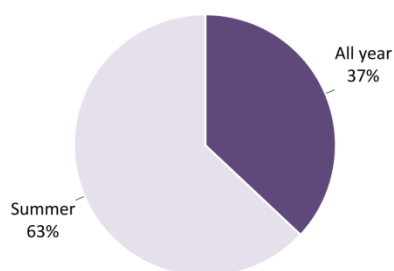
More than three fifths (63%) of respondents said that all the family have travelled in the last 12 months. Around a third (32%) said that just the adult males have travelled in the last 12 months.

Figure 13 – What was the main reason for travelling?
Base: All respondents (19)



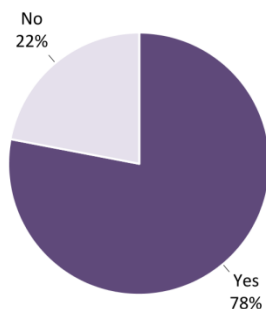
Over half of respondents (53%) that had travelled in the last 12 months reported that they had travelled for fairs. Around a quarter reported travelling for holidays (21%) or to visit family while 5% travelled for work.

Figure 14 – At what time of year do you or family members usually travel?
Base: All respondents (19)



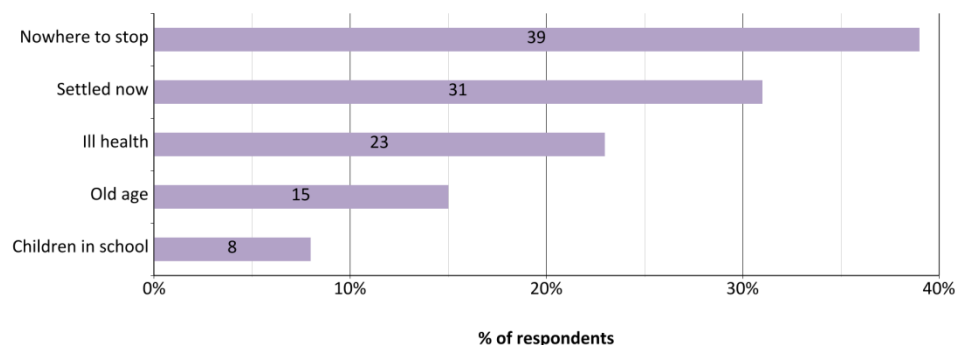
A slight majority of respondents (63%) said that they or family members usually travel during the summer. Just under two fifths (37%) said they travelled all year. Respondents were asked where they usually stay when they are travelling. Of the 15 respondent who answered the question 5 respondents stay on the roadside and 5 respondents stay with friends/family. 8 respondents stay in 'other' places.

Figure 15 – Have you or family members ever travelled?
Base: Respondents who have not travelled in the last 12 months (18)



Respondents who said they had **not** travelled in the last 12 months were asked if they or their family had ever travelled. Almost four fifths (78%/14 respondents) said yes.

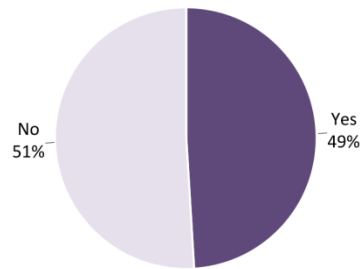
Figure 16 – Why do you not travel anymore?
Base: All respondents (13)



Respondents who did **not** travel were asked why.

Around two fifths (39%/5 respondents) said they have nowhere to stop, under a third (31%/4 respondents) said that they are settled now and over a fifth (23%/3 respondents) said it is due to ill health. Smaller proportions of respondents said they do not travel because of old age (15%/2 respondents) and children in school (8%/1 respondent).

Figure 17 – Do family members plan to travel in the future?
Base: All respondents (37)



Around half (49%/18 respondents) said that family members planned to travel in the future.

Respondents were then asked *why* family planned to travel in the future. **2** respondents said that family members **planned to travel in the future for work**. Others mentioned fairs, holidays and visiting friends and family.

Appendix C – Household Interview Questions

NOT FOR CIRCULATION

GTAA Questionnaire 2016



INTERVIEWER: Good Morning/afternoon/evening. My name is < > from Opinion Research Services, working on behalf of XXXX Council.

The Council are undertaking a study of Gypsy, Traveller and Travelling Showpeople accommodation needs assessment in this area. This is needed to make sure that accommodation needs are properly assessed and to get a better understanding of the needs of the Travelling Community.

The Council need to try and speak with every Gypsy, Traveller and Travelling Showpeople household in the area to make sure that the assessment of need is accurate.

Your household will not be identified and all the information collected will be anonymous and will only be used to help understand the needs of Gypsy, Traveller and Travelling Showpeople households.

ORS is registered under the Data Protection Act 1998. Your responses will be stored and processed electronically and securely. This paper form will be securely destroyed after processing. Your household will not be identified to the council and only anonymous data and results will be submitted, though verbatim comments may be reported in full, and the data from this survey will only be used to help understand the needs of Gypsy, Traveller and Travelling Showpeople households

A General Information

A1 Name of planning authority:

INTERVIEWER please write in

A2 Date/time of site visit(s):

INTERVIEWER please write in

A3 Name of interviewer:

INTERVIEWER please write in

A4 Address and pitch number:

INTERVIEWER please write in

A5 Type of accommodation: *INTERVIEWER please cross one box only*

Council	Private rented	Private owned	Unauthorised	Bricks and Mortar
<input type="checkbox"/>	<input type="checkbox"/>	<input type="checkbox"/>	<input type="checkbox"/>	<input type="checkbox"/>

A6 Name of Family:

INTERVIEWER please write in

A7 Ethnicity of Family: *INTERVIEWER please cross one box only*

Romany Gypsy	Irish Traveller	Scots Gypsy or Traveller	Show Person
<input type="checkbox"/>	<input type="checkbox"/>	<input type="checkbox"/>	<input type="checkbox"/>
New Traveller	English Traveller	Welsh Gypsy	Non-Traveller
<input type="checkbox"/>	<input type="checkbox"/>	<input type="checkbox"/>	<input type="checkbox"/>
Other (please specify)			<input type="text"/>

A8 Number of units on the pitch: *INTERVIEWER please write in*

Mobile homes	Touring Caravans	Day Rooms	Other (please specify)
<input type="text"/>	<input type="text"/>	<input type="text"/>	<input type="text"/>

NOT FOR CIRCULATION

A9 Is this site your main place of residence? If not where is?
INTERVIEWER: Please cross one box only

Yes No If not main place of residence where is (please specify)

A10 How long have you lived here? If you have moved in the past 5 years, where did you move from? *INTERVIEWER: Please write in below*

Years	Months	If you have moved in the past 5 years, where did you move from? Include ALL moves
-------	--------	---

A11 Did you live here out of your own choice or because there was no other option? If there was no other option, why? *INTERVIEWER: Please cross one box only*

Choice No option If no option, why?

A12 Is this site suitable for your household? If so why and if not why not? (For example close to schools, work, healthcare, family and friends etc.)
INTERVIEWER: Please cross one box only

Yes No Reasons (please specify)

A13 How many separate families or unmarried adults live on this pitch?
INTERVIEWER: Please cross one box only

1 2 3 4 5 6 7 8 9 10

B Demographics

B1 Demographics — Household 1 *INTERVIEWER: Please write-in*

Person 1		Person 2		Person 3	
Sex	Age	Sex	Age	Sex	Age

Complete additional forms for each household on pitch *INTERVIEWER: Please write-in*

Person 4		Person 5		Person 6		Person 7		Person 8	
Sex	Age	Sex	Age	Sex	Age	Sex	Age	Sex	Age

C Accommodation Needs

C1 How many families or unmarried adults living on this pitch are in need of a pitch of their own in the next 5 years? *INTERVIEWER: Please cross one box only*

INTERVIEWER: AN ADULT IS DEFINED AS 16+

1 2 3 4 5 6 7 8 9 10

Other *Please specify*

NOT FOR CIRCULATION

E Future Accommodation Needs

E1 Do you plan to move from this site in the next 5 years? If so, why?
INTERVIEWER: Please cross one box only

Yes If yes → Continue to E2
No If no → Go to F1

If so, why? (please specify)

E2 Where would you move to? *INTERVIEWER: Please cross one box only*

Another site in this area (specify where)	A site in another council area (specify where)	Bricks and mortar in this area (specify where)	Bricks and mortar in another council area (specify where)	Other (Please specify)
<input type="checkbox"/>	<input type="checkbox"/>	<input type="checkbox"/>	<input type="checkbox"/>	<input type="checkbox"/>

Please specify where they would move to

E3 If you want to move would you prefer to buy a private pitch or site, or rent a pitch on a public or private site? *INTERVIEWER: Please cross one box only*

Private buy	Private rent	Public rent
<input type="checkbox"/>	<input type="checkbox"/>	<input type="checkbox"/>

E4 Can you afford to buy a private pitch or site? *INTERVIEWER: Please cross one box only*

Yes	No
<input type="checkbox"/>	<input type="checkbox"/>

E5 Are you aware of, or do you own any land that could have potential for new pitches? *INTERVIEWER: Please cross one box only*

Yes	No
<input type="checkbox"/>	<input type="checkbox"/>

Please ask for details on where land/site is located and who owns the land/site?

NOT FOR CIRCULATION

F	Travelling
F1	<p>How many trips, living in a caravan or trailer, have you or members of your family made away from your permanent base in the last 12 months? <i>INTERVIEWER: Please cross one box only</i></p> <p style="text-align: center;"> <input type="checkbox"/> 0 <input type="checkbox"/> 1 <input type="checkbox"/> 2 <input type="checkbox"/> 3 <input type="checkbox"/> 4 <input type="checkbox"/> 5+ </p> <p style="text-align: center;"> ↓ Go to F6 Continue to F2 </p>
F2	<p>If you or members of your family have travelled in the last 12 months, which family members travelled? <i>INTERVIEWER: Please cross one box only</i></p> <p style="text-align: center;"> All the family Adult males Other If other, please specify </p> <p style="text-align: center;"> <input type="checkbox"/> <input type="checkbox"/> <input type="checkbox"/> </p>
F3	<p>What were the <u>main</u> reasons for travelling? <i>INTERVIEWER: Please cross all that apply</i></p> <p style="text-align: center;"> Work Holidays Visiting family Fairs Other </p> <p style="text-align: center;"> <input type="checkbox"/> <input type="checkbox"/> <input type="checkbox"/> <input type="checkbox"/> <input type="checkbox"/> </p> <p style="text-align: center; border: 1px solid black; padding: 5px;">Details / specify if necessary</p>
F4	<p>At what time of year do you or family members usually travel? And for how long? <i>INTERVIEWER: Please cross one box only</i></p> <p style="text-align: center;"> All year Summer Winter </p> <p style="text-align: center;"> <input type="checkbox"/> <input type="checkbox"/> <input type="checkbox"/> </p> <p style="text-align: center; border: 1px solid black; padding: 5px;">And for how long?</p>
F5	<p>Where do you or family members usually stay when they are travelling? <i>INTERVIEWER: Please cross all boxes that apply</i></p> <p style="text-align: center;"> LA transit sites Private transit sites Roadside Friends/family Other If other, please specify </p> <p style="text-align: center;"> <input type="checkbox"/> <input type="checkbox"/> <input type="checkbox"/> <input type="checkbox"/> <input type="checkbox"/> </p>
F6	<p>INTERVIEWER: Ask F6 — F8 <u>ONLY</u> if F1 = 0. Otherwise, go to F9</p> <p>Have you or family members ever travelled? <i>INTERVIEWER: Please cross one box only</i></p> <p style="text-align: center;"> Yes <input type="checkbox"/> → Continue to F7 No <input type="checkbox"/> → Go to F9 </p>
F7	<p>When did you or family members last travel? <i>INTERVIEWER: Please write in</i></p> <p style="text-align: center; border: 1px solid black; padding: 5px;">Details</p>
F8	<p>Why do you not travel anymore? <i>INTERVIEWER: Cross all boxes that apply & probe for details</i></p> <p style="text-align: center;"> Children in school Ill health Old age Settled now Nowhere to stop No work opportunities Other </p> <p style="text-align: center;"> <input type="checkbox"/> <input type="checkbox"/> <input type="checkbox"/> <input type="checkbox"/> <input type="checkbox"/> <input type="checkbox"/> <input type="checkbox"/> </p> <p style="text-align: center; border: 1px solid black; padding: 5px;">If other, please specify</p> <p style="text-align: center; border: 1px solid black; padding: 5px;">Details about children in school, types of ill health, or looking after relative with poor health, and specific problems/issues relating to old age</p>

NOT FOR CIRCULATION

F9 Do you or other family members plan to travel in the future?

INTERVIEWER: Please cross one box only

- Yes → Continue to F10
No → Go to G1
Don't know → Go to G1

F10 When, and for what purpose do you/they plan to travel?

Details

F11 Is there anything else you would like to tell us about your travelling patterns?

Details

G Any other information

G1 Any other information about this site or your accommodation needs?

INTERVIEWER: Please write in

Details (e.g. can current and future needs be met
by expanding or intensifying the existing site?)

G2 Site/Pitch plan? Any concerns? *INTERVIEWER: Please sketch & write in*

Sketch of Site/Pitch — any concerns?

Are any adaptations needed?

Why does the current accommodation not meet the household's needs; and could their needs could be addressed in situ e.g. extra caravans. This could cover people wanting to live with that household but who cannot currently

NOT FOR CIRCULATION

H Bricks & Mortar Contacts	
H1	Contacts for Bricks and Mortar interviews? <i>INTERVIEWER: Please write in</i>
<div style="border: 1px solid black; height: 200px; width: 100%;"></div> <p>Details</p>	
Quality control	
<i>INTERVIEWER: May I also take your name, telephone number and address? ORS may wish to contact you to confirm that this interview took place. These details will only be used for this purpose and will not be passed onto anyone else.</i>	
Respondent's Name.....	<input type="text"/>
Respondent's Telephone.....	<input type="text"/>
Respondent's Email.....	<input type="text"/>
<i>INTERVIEWER: Thank you for your time and help completing this questionnaire</i>	
INTERVIEWERS DECLARATION:	
<i>I certify that I have conducted this interview personally with the person named above in accordance with the Market Research Society Code of Conduct</i>	
<i>Interviewers Signature:</i>	
<input type="text"/>	

Appendix D – Assessment of need for households that do not meet the Planning Definition

It is not now a requirement to include details of need from Gypsies and Travellers that do not meet the planning definition in the GTAA. However for illustrative purposes and to support the Council's wider housing allocations these figures are included.

Analysis of the household interviews for those who do not meet the planning definition indicated that there is a current need for 6 pitches from concealed or doubled-up households or adults, a further need for 6 pitches in the next 5 years for older teenage children, and need from 2 household members living in bricks and mortar (1 current and 1 teenage child in need of a pitch in the next 5 years). Future need is made up of 19 from new household formation using a formation rate of 2.00% that has been derived from the demographics of the households that were interviewed. This gives an overall need for **33 additional pitches** over the GTAA period.

Additional need for Gypsy and Traveller households in York that do not meet the Planning Definition (2016-2032)

Gypsies and Travellers – Not Meeting Planning Definition	Pitches
Supply of Pitches	
Available vacant public and private pitches	0
Unimplemented pitches on new sites	0
Vacated by households moving to bricks and mortar	0
Out-migration	0
Total Supply	0
Current Need	
Households on unauthorised developments	0
Households on unauthorised encampments	0
Concealed households/doubling-up/over-crowding	6
Movement from bricks and mortar	2
Households on waiting lists for public sites	0
Total Current Need	8
Future Need	
Currently on sites with temporary planning permission	0
5 year need from older teenage children	6
In-migration	0
Net new household formation (Base number of households 52 and formation rate 2.00%)	19
Total Future Need	25
Net Pitch Need = (Current and Future Need – Total Supply)	33

Additional need for Gypsy and Traveller households in York that do not meet the Planning Definition by 5 year periods

Years	0-5	6-10	11-15	16	Total
	2016-21	2021-26	2026-31	2032	
	19	6	7	1	33

In order to assist with meeting the need for non-travelling households and the 90% proportion of unknown households the Council requested a breakdown by single year periods. This can be found in the table below.

Addition need by single year periods

Year	Non-Travelling	90% of Unknown	TOTAL
0	7	6	13
1	2	0	2
2	2	1	2
3	3	0	3
4	3	0	2
5	1	1	1
6	1	0	1
7	1	0	1
8	1	1	2
9	1	0	1
10	1	0	1
11	1	1	2
12	1	0	1
13	1	0	1
14	2	1	2
15	2	0	2
16	2	0	2
TOTAL	32	11	44

Appendix E: Site and Yard Lists (March 2016)

Site/Yard	Authorised Pitches or Plots	Unauthorised Pitches or Plots
Public Sites		
James Street Traveller Site, York	20	-
Osbalwick Caravan Site, York	18	-
Water Lane Caravan Site, York	23	-
Private Sites with Permanent Permission		
Outgang Lane, York	2	-
Home Lea	2	-
Private Sites with Temporary Permission		
None	-	-
Tolerated Sites – Long-term without Planning Permission		
None	-	-
Unauthorised Developments		
Water Lane Caravan Site, York	-	1
Flaxton	-	5
TOTAL PITCHES	65	6
Authorised Travelling Showpeople Yards		
None	-	-
Temporary Travelling Showpeople Yards		
The Stables, York	1	-
TOTAL PLOTS	1	0

Appendix F – ORS Technical Note on Population and Household Growth



Technical Note

Gypsy and Traveller Household Formation and Growth Rates

August 26th 2015

Opinion Research Services
Spin-out company of Swansea University



As with all our studies, this research is subject to Opinion Research Services' Standard Terms and Conditions of Contract.

Any press release or publication of this research requires the advance approval of ORS. Such approval will only be refused on the grounds of inaccuracy or misrepresentation.

© Copyright August 2015

Contents

Household Growth Rates.....	4
Abstract and conclusions.....	4
Introduction.....	4
Compound growth.....	6
Caravan counts	7
Modelling population growth.....	8
Household growth	12
Household dissolution rates	14
Summary conclusions	14

Household Growth Rates

Abstract and conclusions

1. National and local household formation and growth rates are important components of Gypsy and Traveller accommodation assessments, but little detailed work has been done to assess their likely scale. Nonetheless, nationally, a net growth rate of 3% per annum has been commonly assumed and widely used in local assessments – even though there is actually no statistical evidence of households growing so quickly. The result has been to inflate both national and local requirements for additional pitches unrealistically.
2. Those seeking to provide evidence of high annual net household growth rates for Gypsies and Travellers have sometimes sought to rely on increases in the number of caravans, as reflected in caravan counts. However, caravan count data are unreliable and erratic – so the only proper way to project future population and household growth is through demographic analysis (which, of course, is used to assess housing needs in the settled community).
3. The growth in the Gypsy and Traveller population may be as low as 1.25% per annum – a rate which is much less than the 3% per annum often assumed, but still at least four times greater than in the general population. Even using extreme and unrealistic assumptions, it is hard to find evidence that net Gypsy and Traveller population and household growth rates are above 2% per annum nationally.
4. The often assumed 3% per annum net household growth rate is unrealistic and would require clear statistical evidence before being used for planning purposes. In practice, the best available evidence supports a national net household growth rate of 1.5% per annum for Gypsies and Travellers.
5. Some local authorities might perhaps allow for a household growth rate of up to 2.5% per annum, to provide a ‘margin’ if their populations are relatively youthful; but in areas where on-site surveys indicate that there are fewer children in the Gypsy and Traveller communities, the lower estimate of 1.5% per annum should be used for planning purposes.

Introduction

6. The rate of household growth is a key element in all housing assessments, including Gypsy and Traveller accommodation assessments. Compared with the general population, the relative youthfulness of many Gypsy and Traveller populations means that their birth rates are likely to generate higher-than-average population growth, and proportionately higher *gross* household formation rates. However, while their *gross* rate of household growth might be high, Gypsy and Traveller communities’ future accommodation needs are, in practice, affected by any reduction in the number of households due to dissolution and/or by movements in/out of the area and/or by transfers into other forms of housing. Therefore, the *net* rate of household growth is the *gross* rate of formation *minus* any reductions in households due to such factors. Of course, it is the *net* rate that is important in determining future accommodation needs for Gypsies and Travellers.

7. In this context, it is a matter of concern that many Gypsy and Traveller accommodation needs assessments have not distinguished *gross* and *net* growth rates nor provided evidence for their assumed rates of household increase. These deficiencies are particularly important because when assumed growth rates are unrealistically high, and then compounded over a number of planning years, they can yield exaggerated projections of accommodation needs and misdirect public policy. Nonetheless, assessments and guidance documents have assumed 'standard' *net* growth rates of about 3% without sufficiently recognising either the range of factors impacting on the *gross* household growth rates or the implications of unrealistic assumptions when projected forward on a compound basis year by year.
8. For example, in a study for the Office of the Deputy Prime Minister ('Local Authority Gypsy and Traveller Sites in England', 2003), Pat Niner concluded that *net* growth rates as high as 2%-3% per annum should be assumed. Similarly, the Regional Spatial Strategies (RSS) (which continued to be quoted after their abolition was announced in 2010) used *net* growth rates of 3% per annum without providing any evidence to justify the figure (For example, 'Accommodation for Gypsies and Travellers and Travelling Showpeople in the East of England: A Revision to the Regional Spatial Strategy for the East of England July 2009').
9. However, the guidance of the Department of Communities and Local Government ('Gypsy and Traveller Accommodation Needs Assessments: Guidance', 2007) was much clearer in saying that:

The 3% family formation growth rate is used here as an example only. The appropriate rate for individual assessments will depend on the details identified in the local survey, information from agencies working directly with local Gypsy and Traveller communities, and trends identified from figures previously given for the caravan count. [In footnote 6, page 25]
10. The guidance emphasises that local information and trends should always be taken into account – because the *gross* rate of household growth is moderated by reductions in households through dissolution and/or by households moving into bricks and mortar housing or moving to other areas. In other words, even if 3% is plausible as a *gross* growth rate, it is subject to moderation through such reductions in households through dissolution or moves. It is the resulting *net* household growth rate that matters for planning purposes in assessing future accommodation needs.
11. The current guidance also recognises that assessments should use local evidence for *net* future household growth rates. A letter from the Minister for Communities and Local Government (Brandon Lewis MP), to Andrew Selous MP (placed in the House of Commons library on March 26th 2014) said:

I can confirm that the annual growth rate figure of 3% does not represent national planning policy.

The previous Administration's guidance for local authorities on carrying out Gypsy and Traveller Accommodation Assessments under the Housing Act 2004 is unhelpful in that it uses an illustrative example of calculating future accommodation need based on the 3% growth rate figure. The guidance notes that the appropriate rate for individual assessments will depend on the details identified in the local authority's own assessment of need. As such the Government is not endorsing or supporting the 3% growth rate figure.'

12. Therefore, while there are many assessments where a national Gypsy and Traveller household growth rate of 3% per annum has been assumed (on the basis of 'standard' precedent and/or guidance), there is little to justify this position and it conflicts with current planning guidance. In this context, this document seeks to integrate available evidence about *net* household growth rates in order to provide a more robust basis for future assessments.

Compound growth

13. The assumed rate of household growth is crucially important for Gypsy and Traveller studies because for future planning purposes it is projected over time on a compound basis – so errors are progressively enlarged. For example, if an assumed 3% *net* growth rate is compounded each year then the implication is that the number of households will double in only 23.5 years; whereas if a *net* compound rate of 1.5% is used then the doubling of household numbers would take 46.5 years. The table below shows the impact of a range of compound growth rates.

Table 1
Compound Growth Rates and Time Taken for Number of Households to Double

Household Growth Rate per Annum	Time Taken for Household to Double
3.00%	23.5 years
2.75%	25.5 years
2.50%	28 years
2.25%	31 years
2.00%	35 years
1.75%	40 years
1.50%	46.5 years

14. The above analysis is vivid enough, but another illustration of how different rates of household growth impact on total numbers over time is shown in the table below – which uses a baseline of 100 households while applying different compound growth rates over time. After 5 years, the difference between a 1.5% growth rate and a 3% growth rate is only 8 households (116 minus 108); but with a 20-year projection the difference is 46 households (181 minus 135).

Table 2
Growth in Households Over time from a Baseline of 100 Households

Household Growth Rate per Annum	5 years	10 years	15 years	20 years	50 years	100 years
3.00%	116	134	156	181	438	1,922
2.75%	115	131	150	172	388	1,507
2.50%	113	128	145	164	344	1,181
2.25%	112	125	140	156	304	925
2.00%	110	122	135	149	269	724
1.75%	109	119	130	141	238	567
1.50%	108	116	125	135	211	443

15. In summary, the assumed rate of household growth is crucially important because any exaggerations are magnified when the rate is projected over time on a compound basis. As we have shown, when compounded and projected over the years, a 3% annual rate of household growth implies much larger future Gypsy and Traveller accommodation requirements than a 1.5% per annum rate.

Caravan counts

16. Those seeking to demonstrate national Gypsy and Traveller household growth rates of 3% or more per annum have, in some cases, relied on increases in the number of caravans (as reflected in caravan counts) as their evidence. For example, some planning agents have suggested using 5-year trends in the national caravan count as an indication of the general rate of Gypsy and Traveller household growth. For example, the count from July 2008 to July 2013 shows a growth of 19% in the number of caravans on-site – which is equivalent to an average annual compound growth rate of 3.5%. So, *if plausible*, this approach could justify using a 3% or higher annual household growth rate in projections of future needs.
17. However, caravan count data are unreliable and erratic. For example, the July 2013 caravan count was distorted by the inclusion of 1,000 caravans (5% of the total in England) recorded at a Christian event near Weston-Super-Mare in North Somerset. Not only was this only an estimated number, but there were no checks carried out to establish how many caravans were occupied by Gypsies and Travellers. Therefore, the resulting count overstates the Gypsy and Traveller population and also the rate of household growth.
18. ORS has applied the caravan-counting methodology hypothetically to calculate the implied national household growth rates for Gypsies and Travellers over the last 15 years, and the outcomes are shown in the table below. The January 2013 count suggests an average annual growth rate of 1.6% over five years, while the July 2013 count gives an average 5-year rate of 3.5%; likewise a study benchmarked at January 2004 would yield a growth rate of 1%, while one benchmarked at January 2008 would imply a 5% rate of growth. Clearly any model as erratic as this is not appropriate for future planning.

Table 3
National CLG Caravan Count July 1998 to July 2014 with Growth Rates (Source: CLG)

Date	Number of caravans	5 year growth in caravans	Percentage growth over 5 years	Annual over last 5 years.
Jan 2015	20,123	1,735	9.54%	1.84%
July 2014	20,035	2,598	14.90%	2.81%
Jan 2014	19,503	1,638	9.17%	1.77%
July 2013	20,911	3,339	19.00%	3.54%
Jan 2013	19,359	1,515	8.49%	1.64%
Jul 2012	19,261	2,112	12.32%	2.35%
Jan 2012	18,746	2,135	12.85%	2.45%
Jul 2011	18,571	2,258	13.84%	2.63%
Jan 2011	18,383	2,637	16.75%	3.15%
Jul 2010	18,134	2,271	14.32%	2.71%
Jan 2010	18,370	3,001	19.53%	3.63%
Jul 2009	17,437	2,318	15.33%	2.89%
Jan 2009	17,865	3,503	24.39%	4.46%
Jul 2008	17,572	2,872	19.54%	3.63%
Jan 2008	17,844	3,895	27.92%	5.05%

Jul 2007	17,149	2,948	20.76%	3.84%
Jan 2007	16,611	2,893	21.09%	3.90%
Jul 2006	16,313	2,511	18.19%	3.40%
Jan 2006	15,746	2,352	17.56%	3.29%
Jul 2005	15,863	2,098	15.24%	2.88%
Jan 2005	15,369	1,970	14.70%	2.78%
Jul 2004	15,119	2,110	16.22%	3.05%
Jan 2004	14,362	817	6.03%	1.18%
Jul 2003	14,700			
Jan 2003	13,949			
Jul 2002	14,201			
Jan 2002	13,718			
Jul 2001	13,802			
Jan 2001	13,394			
Jul 2000	13,765			
Jan 2000	13,399			
Jan 1999	13,009			
Jul 1998	13,545			

19. The annual rate of growth in the number of caravans varies from slightly over 1% to just over 5% per annum. We would note that if longer time periods are used the figures do become more stable. Over the 36 year period 1979 (the start of the caravan counts) to 2015 the compound growth rate in caravan numbers has been 2.5% per annum.
20. However, there is no reason to assume that these widely varying rates correspond with similar rates of increase in the household population. In fact, the highest rates of caravan growth occurred between 2006 and 2009, when the first wave of Gypsy and Traveller accommodation needs assessments were being undertaken – so it seems plausible that the assessments prompted the inclusion of additional sites and caravans (which may have been there, but not counted previously). Counting caravan numbers is very poor proxy for Gypsy and Traveller household growth. Caravans counted are not always occupied by Gypsy and Traveller families and numbers of caravans held by families may increase generally as affluence and economic conditions improve, (but without a growth in households)
21. There is no reason to believe that the varying rates of increase in the number of caravans are matched by similar growth rates in the household population. The caravan count is not an appropriate planning guide and the only proper way to project future population and household growth is through demographic analysis – which should consider both population and household growth rates. This approach is not appropriate to needs studies for the following reasons:

Modelling population growth

Introduction

22. The basic equation for calculating the rate of Gypsy and Traveller population growth seems simple: start with the base population and then calculate the average increase/decrease by allowing for births, deaths and in-/out-migration. Nevertheless, deriving satisfactory estimates is difficult because the evidence is often tenuous – so, in this context, ORS has modelled the growth of the national Gypsy and Traveller population based on the most likely birth and death rates, and by using PopGroup (the leading software for

population and household forecasting). To do so, we have supplemented the available national statistical sources with data derived locally (from our own surveys) and in some cases from international research. None of the supplementary data are beyond question, and none will stand alone; but, when taken together they have cumulative force. In any case the approach we adopt is more critically self-aware than simply adopting 'standard' rates on the basis of precedent.

Migration effects

23. Population growth is affected by national net migration and local migration (as Gypsies and Travellers move from one area to another). In terms of national migration, the population of Gypsies and Travellers is relatively fixed, with little international migration. It is in principle possible for Irish Travellers (based in Ireland) to move to the UK, but there is no evidence of this happening to a significant extent and the vast majority of Irish Travellers were born in the UK or are long-term residents. In relation to local migration effects, Gypsies and Travellers can and do move between local authorities – but in each case the in-migration to one area is matched by an out-migration from another area. Since it is difficult to estimate the net effect of such movements over local plan periods, ORS normally assumes that there will be nil net migration to/from an area. Nonetheless, where it is possible to estimate specific in-/out- migration effects, we take account of them, while distinguishing between migration and household formation effects.

Population profile

24. The main source for the rate of Gypsy and Traveller population growth is the UK 2011 Census. In some cases the data can be supplemented by ORS's own household survey data which is derived from more than 2,000 face-to-face interviews with Gypsies and Travellers since 2012. The ethnicity question in the 2011 census included for the first time 'Gypsy and Irish Traveller' as a specific category. While non-response bias probably means that the size of the population was underestimated, the age profile the census provides is not necessarily distorted and matches the profile derived from ORS's extensive household surveys.
25. The age profile is important, as the table below (derived from census data) shows. Even assuming zero deaths in the population, achieving an annual population growth of 3% (that is, doubling in size every 23.5 years) would require half of the "year one" population to be aged under 23.5 years. When deaths are accounted for (at a rate of 0.5% per annum), to achieve the same rate of growth, a population of Gypsies and Travellers would need about half its members to be aged under 16 years. In fact, though, the 2011 census shows that the midway age point for the national Gypsy and Traveller population is 26 years – so the population could not possibly double in 23.5 years.

Table 4

Age Profile for the Gypsy and Traveller Community in England (Source: UK Census of Population 2011)

Age Group	Number of People	Cumulative Percentage
Age 0 to 4	5,725	10.4
Age 5 to 7	3,219	16.3
Age 8 to 9	2,006	19.9
Age 10 to 14	5,431	29.8
Age 15	1,089	31.8
Age 16 to 17	2,145	35.7
Age 18 to 19	1,750	38.9

Age 20 to 24	4,464	47.1
Age 25 to 29	4,189	54.7
Age 30 to 34	3,833	61.7
Age 35 to 39	3,779	68.5
Age 40 to 44	3,828	75.5
Age 45 to 49	3,547	82.0
Age 50 to 54	2,811	87.1
Age 55 to 59	2,074	90.9
Age 60 to 64	1,758	94.1
Age 65 to 69	1,215	96.3
Age 70 to 74	905	97.9
Age 75 to 79	594	99.0
Age 80 to 84	303	99.6
Age 85 and over	230	100.0

Birth and fertility rates

26. The table above provides a way of understanding the rate of population growth through births. The table shows that surviving children aged 0-4 years comprise 10.4% of the Gypsy and Traveller population – which means that, on average, 2.1% of the total population was born each year (over the last 5 years). The same estimate is confirmed if we consider that those aged 0-14 comprise 29.8% of the Gypsy and Traveller population – which also means that almost exactly 2% of the population was born each year. (Deaths during infancy will have minimal impact within the early age groups, so the data provides the best basis for estimating of the birth rate for the Gypsy and Traveller population.)
27. The total fertility rate (TFR) for the whole UK population is just below 2 – which means that on average each woman can be expected to have just less than two children who reach adulthood. We know of only one estimate of the fertility rates of the UK Gypsy and Traveller community. This is contained in the book, ‘Ethnic identity and inequalities in Britain: The dynamics of diversity’ by Dr Stephen Jivraj and Professor Ludi Simpson published in May 2015. This draws on the 2011 Census data and provides an estimated total fertility rate of 2.75 for the Gypsy and traveller community
28. ORS’s have been able to examine our own survey data to investigate the fertility rate of Gypsy and Traveller women. The ORS data shows that, on average, Gypsy and Traveller women aged 32 years have 2.5 children (but, because the children of mothers above this age point tend to leave home progressively, full TFRs were not completed). On this basis it is reasonable to assume an average of three children per woman during her lifetime which would be consistent with the evidence from the 2011 Census of a figure of around 2.75 children per woman. In any case, the TFR for women aged 24 years is 1.5 children, which is significantly short of the number needed to double the population in 23.5 years – and therefore certainly implies a net growth rate of less than 3% per annum.

Death rates

29. Although the above data imply an annual growth rate through births of about 2%, the death rate has also to be taken into account – which means that the *net* population growth cannot conceivably achieve 2% per

annum. In England and Wales there are nearly half-a-million deaths each year – about 0.85% of the total population of 56.1 million in 2011. If this death rate is applied to the Gypsy and Traveller community then the resulting projected growth rate is in the region of 1.15%-1.25% per annum.

30. However, the Gypsy and Traveller population is significantly younger than average and may be expected to have a lower percentage death rate overall (even though a smaller than average proportion of the population lives beyond 68 to 70 years). While there can be no certainty, an assumed death rate of around 0.5% to 0.6% per annum would imply a net population growth rate of around 1.5% per annum.
31. Even though the population is younger and has a lower death rate than average, Gypsies and Travellers are less likely than average to live beyond 68 to 70 years. Whereas the average life expectancy across the whole population of the UK is currently just over 80 years, a Sheffield University study found that Gypsy and Traveller life expectancy is about 10-12 years less than average (Parry et al (2004) 'The Health Status of Gypsies and Travellers: Report of Department of Health Inequalities in Health Research Initiative', University of Sheffield). Therefore, in our population growth modelling we have used a conservative estimate of average life expectancy as 72 years – which is entirely consistent with the lower-than-average number of Gypsies and Travellers aged over 70 years in the 2011 census (and also in ORS's own survey data). On the basis of the Sheffield study, we could have supposed a life expectancy of only 68, but we have been cautious in our approach.

Modelling outputs

32. If we assume a TFR of 3 and an average life expectancy of 72 years for Gypsies and Travellers, then the modelling projects the population to increase by 66% over the next 40 years – implying a population compound growth rate of 1.25% per annum (well below the 3% per annum often assumed). If we assume that Gypsy and Traveller life expectancy increases to 77 years by 2050, then the projected population growth rate rises to nearly 1.5% per annum. To generate an 'upper range' rate of population growth, we have assumed a TFR of 4 and an average life expectancy rising to 77 over the next 40 years – which then yields an 'upper range' growth rate of 1.9% per annum. We should note, though, that national TFR rates of 4 are currently found only in sub-Saharan Africa and Afghanistan, so it is an implausible assumption.
33. There are indications that these modelling outputs are well founded. For example, in the ONS's 2012-based Sub-National Population Projections the projected population growth rate for England to 2037 is 0.6% per annum, of which 60% is due to natural change and 40% due to migration. Therefore, the natural population growth rate for England is almost exactly 0.35% per annum – meaning that our estimate of the Gypsy and Traveller population growth rate is four times greater than that of the general population of England.
34. The ORS Gypsy and Traveller findings are also supported by data for comparable populations around the world. As noted, on the basis of sophisticated analysis, Hungary is planning for its Roma population to grow at around 2.0% per annum, but the underlying demographic growth is typically closer to 1.5% per annum. The World Bank estimates that the populations of Bolivia, Cambodia, Egypt, Malaysia, Pakistan, Paraguay, Philippines and Venezuela (countries with high birth rates and improving life expectancy) all show population growth rates of around 1.7% per annum. Therefore, in the context of national data, ORS's modelling and plausible international comparisons, it is implausible to assume a net 3% annual growth rate for the Gypsy and Traveller population.

Household growth

35. In addition to population growth influencing the number of households, the size of households also affects the number. Hence, population and household growth rates do not necessarily match directly, mainly due to the current tendency for people to live in smaller (childless or single person) households (including, of course, older people (following divorce or as surviving partners)). Based on such factors, the CLG 2012-based projections convert current population data to a projected household growth rate of 0.85% per annum (compared with a population growth rate of 0.6% per annum).
36. Because the Gypsy and Traveller population is relatively young and has many single parent households, a 1.5% annual population growth could yield higher-than-average household growth rates, particularly if average household sizes fall or if younger-than-average households form. However, while there is evidence that Gypsy and Traveller households already form at an earlier age than in the general population, the scope for a more rapid rate of growth, through even earlier household formation, is limited.
37. Based on the 2011 census, the table below compares the age of household representatives in English households with those in Gypsy and Traveller households – showing that the latter has many more household representatives aged under-25 years. In the general English population 3.6% of household representatives are aged 16-24, compared with 8.7% in the Gypsy and Traveller population. Because the census includes both housed and on-site Gypsies and Travellers without differentiation, it is not possible to know if there are different formation rates on sites and in housing. However, ORS's survey data (for sites in areas such as Central Bedfordshire, Cheshire, Essex, Gloucestershire and a number of authorities in Hertfordshire) shows that about 10% of Gypsy and Traveller households have household representatives aged under-25 years.

Table 5
Age of Head of Household (Source: UK Census of Population 2011)

Age of household representative	All households in England		Gypsy and Traveller households in England	
	Number of households	Percentage of households	Number of households	Percentage of households
Age 24 and under	790,974	3.6%	1,698	8.7%
Age 25 to 34	3,158,258	14.3%	4,232	21.7%
Age 35 to 49	6,563,651	29.7%	6,899	35.5%
Age 50 to 64	5,828,761	26.4%	4,310	22.2%
Age 65 to 74	2,764,474	12.5%	1,473	7.6%
Age 75 to 84	2,097,807	9.5%	682	3.5%
Age 85 and over	859,443	3.9%	164	0.8%
Total	22,063,368	100%	19,458	100%

38. The following table shows that the proportion of single person Gypsy and Traveller households is not dissimilar to the wider population of England; but there are more lone parents, fewer couples without children, and fewer households with non-dependent children amongst Gypsies and Travellers. This data suggest that Gypsy and Traveller households form at an earlier age than the general population.

Table 6
Household Type (Source: UK Census of Population 2011)

Household Type	All households in England		Gypsy and Traveller households in England	
	Number of households	Percentage of households	Number of households	Percentage of households
Single person	6,666,493	30.3%	5,741	29.5%
Couple with no children	5,681,847	25.7%	2345	12.1%
Couple with dependent children	4,266,670	19.3%	3683	18.9%
Couple with non-dependent children	1,342,841	6.1%	822	4.2%
Lone parent: Dependent children	1,573,255	7.1%	3,949	20.3%
Lone parent: All children non-dependent	766,569	3.5%	795	4.1%
Other households	1,765,693	8.0%	2,123	10.9%
Total	22,063,368	100%	19,458	100%

39. ORS's own site survey data is broadly compatible with the data above. We have found that: around 50% of pitches have dependent children compared with 45% in the census; there is a high proportion of lone parents; and about a fifth of Gypsy and Traveller households appear to be single person households. One possible explanation for the census finding a higher proportion of single person households than the ORS surveys is that many older households are living in bricks and mortar housing (perhaps for health-related reasons).
40. ORS's on-site surveys have also found more female than male residents. It is possible that some single person households were men linked to lone parent females and unwilling to take part in the surveys. A further possible factor is that at any time about 10% of the male Gypsy and Traveller population is in prison – an inference drawn from the fact that about 5% of the male prison population identify themselves as Gypsies and Travellers ('People in Prison: Gypsies, Romany and Travellers', Her Majesty's Inspectorate of Prisons, February 2004) – which implies that around 4,000 Gypsies and Travellers are in prison. Given that almost all of the 4,000 people are male and that there are around 200,000 Gypsies and Travellers in total, this equates to about 4% of the total male population, but closer to 10% of the adult male population.
41. The key point, though, is that since 20% of Gypsy and Traveller households are lone parents, and up to 30% are single persons, there is limited potential for further reductions in average household size to increase current household formation rates significantly – and there is no reason to think that earlier household formations or increasing divorce rates will in the medium term affect household formation rates. While there are differences with the general population, a 1.5% per annum Gypsy and Traveller population

growth rate is likely to lead to a household growth rate of 1.5% per annum – more than the 0.85% for the English population as a whole, but much less than the often assumed 3% rate for Gypsies and Travellers.

Household dissolution rates

42. Finally, consideration of household dissolution rates also suggests that the net household growth rate for Gypsies and Travellers is very unlikely to reach 3% per annum (as often assumed). The table below, derived from ORS's mainstream strategic housing market assessments, shows that generally household dissolution rates are between 1.0% and 1.7% per annum. London is different because people tend to move out upon retirement, rather than remaining in London until death. To adopt a 1.0% dissolution rate as a standard guide nationally would be too low, because it means that average households will live for 70 years after formation. A 1.5% dissolution rate would be a more plausible as a national guide, implying that average households live for 47 years after formation.

Table 7
Annual Dissolution Rates (Source: SHMAs undertaken by ORS)

Area	Annual projected household dissolution	Number of households	Percentage
Greater London	25,000	3,266,173	0.77%
Blaenau Gwent	468.2	30,416	1.54%
Bradford	3,355	199,296	1.68%
Ceredigion	348	31,562	1.10%
Exeter, East Devon, Mid Devon, Teignbridge and Torbay	4,318	254,084	1.70%
Neath Port Talbot	1,352	57,609	2.34%
Norwich, South Norfolk and Broadland	1,626	166,464	0.98%
Suffolk Coastal	633	53,558	1.18%
Monmouthshire Newport Torfaen	1,420	137,929	1.03%

43. The 1.5% dissolution rate is important because the death rate is a key factor in moderating the *gross* household growth rate. Significantly, applying a 1.5% dissolution rate to a 3% *gross* household growth formation rate yields a *net* rate of 1.5% per annum – which ORS considers is a realistic figure for the Gypsy and Traveller population and which is in line with other demographic information. After all, based on the dissolution rate, a *net* household formation rate of 3% per annum would require a 4.5% per annum *gross* formation rate (which in turn would require extremely unrealistic assumptions about birth rates).

Summary conclusions

44. Future Gypsy and Traveller accommodation needs have typically been over-estimated because population and household growth rates have been projected on the basis of assumed 3% per annum net growth rates.
45. Unreliable caravan counts have been used to support the supposed growth rate, but there is no reason to suppose that the rate of increase in caravans corresponds to the annual growth of the Gypsy and Traveller population or households.

46. The growth of the national Gypsy and Traveller population may be as low as 1.25% per annum – which is still four times greater than in the settled community. Even using extreme and unrealistic assumptions, it is hard to find evidence that the net national Gypsy and Traveller population and household growth is above 2% per annum nationally. The often assumed 3% net household growth rate per annum for Gypsies and Travellers is unrealistic.
47. The best available evidence suggests that the net annual Gypsy and Traveller household growth rate is 1.5% per annum. The often assumed 3% per annum net rate is unrealistic. Some local authorities might allow for a household growth rate of up to 2.5% per annum, to provide a ‘margin’ if their populations are relatively youthful; but in areas where on-site surveys indicate that there are fewer children in the Gypsy and Traveller population, the lower estimate of 1.5% per annum should be used.